


No.P-267E-E012/2
DATE 2025-11

PRODUCTS DATA SHEET

TANTALUM SOLID ELECTROLYTIC CAPACITOR

Type 267 E Series

RoHS COMPLIANT
LEAD FREE



MATSUO ELECTRIC CO., LTD.

Type 267 E Series

Type 267 is specially designed to SMD, based on our technology of chip tantalum capacitors acquired over many years. Fully-molded construction provides excellent mechanical protection, superior moisture resistance and high soldering heat resistance. Type 267 E Series has increased capacitance. Its volume efficiency is greatly improved compared to the same case size of M series.

FEATURES

1. Type 267 E Series has increased capacitance. Its volume efficiency is greatly improved compared to the same case size of M series.
2. Dimensional accuracy and symmetrical terminal structure suitable for high-density mounting ensures excellent "Self-Alignment".
3. Soldering: 260°C for 10 seconds by re-flow soldering.
4. Lead-free and RoHS Compliant

APPLICATION CLASSIFICATION BY USE

The application classification by use which divided the market and use into four is set up supposing our products being used for a broad use.

Please confirm the application classification by use of each product that you intend to use.

Moreover, please be sure to inform to our Sales Department in advance in examination of the use of those other than the indicated use.

RATING

| Item | Rating |
|--|--|
| Category Temperature Range (Operating Temperature Range) | -55 ~ +125°C (To be used at derated voltage when temperature exceeds 85°C. At 125°C, 2/3 × rated voltage) |
| Rated Temperature (Max. Operating Temp. at Rated Voltage) | +85°C |
| Rated Voltage | 2.5 ~ 50 DCV |
| Nominal Capacitance | 0.22 ~ 680 μF |
| Capacitance Tolerance | ± 20%(M), ± 10%(K) |
| Failure Rate Level | 1%/1000 h |

ORDERING INFORMATION

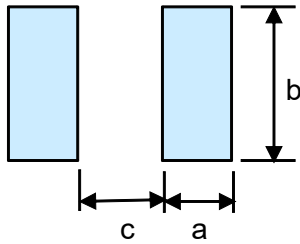
| (ex.) 267 | | E | | 1602 | | 106 | | M | | R | | | 533 | |
|-----------|---------------|---------|-------------|---------------|-------------|-------------|-------------|-----------------------|-----------------------|---|-----------|----------------|-----------------------|-----------|
| TYPE | | SERIES | | RATED VOLTAGE | | CAPACITANCE | | CAPACITANCE TOLERANCE | | STYLE OF REELED PACKAGE (Taping specification) | | | SPECIAL CODE | |
| Marking | Rated Voltage | Marking | Capacitance | Marking | Capacitance | Marking | Capacitance | Marking | Capacitance Tolerance | Code | Reel Size | Anode Notation | Special Code | Case Code |
| 2501 | 2.5VDC | 224 | 0.22 μF | 226 | 22 μF | K | ±10% | R | φ 180 Reel | Feed hole: - | | | Blanks, 533, 534, 535 | A, B, H |
| 4001 | 4VDC | 684 | 0.68 μF | 336 | 33 μF | M | ±20% | L | φ 180 Reel | Feed hole: + | | | 720, 734, 735 | C3, D3, E |
| 6301 | 6.3VDC | 105 | 1.0 μF | 476 | 47 μF | | | N | φ 330 Reel | Feed hole: - | | | | |
| 1002 | 10VDC | 155 | 1.5 μF | 686 | 68 μF | | | P | φ 330 Reel | Feed hole: + | | | | |
| 1602 | 16VDC | 225 | 2.2 μF | 107 | 100 μF | | | | | | | | | |
| 2002 | 20VDC | 335 | 3.3 μF | 157 | 150 μF | | | | | | | | | |
| 2502 | 25VDC | 475 | 4.7 μF | 227 | 220 μF | | | | | | | | | |
| 3502 | 35VDC | 685 | 6.8 μF | 337 | 330 μF | | | | | | | | | |
| 5002 | 50VDC | 106 | 10 μF | 477 | 470 μF | | | | | | | | | |
| | | 156 | 15 μF | 687 | 680 μF | | | | | | | | | |

When selecting a model, please refer to the Catalog Number on pages 3 to 5. Special products will have standard numbers other than those listed above.

DIMENSIONS

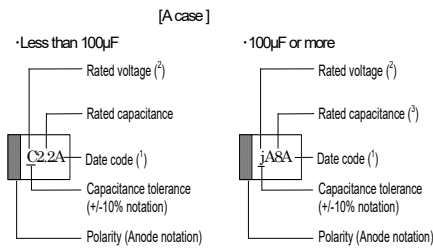
| Case Code | Case Size | L ±0.2 | W ±0.2 | T ±0.2 | P ₁ ±0.2 | P ₂ min. | C ±0.1 |
|-----------|-----------|--------|--------|--------|---------------------|---------------------|--------|
| A | 3216 | 3.2 | 1.6 | 1.6 | 0.75 | 1.4 | 1.2 |
| B | 3528 | 3.5 | 2.8 | 1.9 | 0.8 | 1.5 | 2.2 |
| C3 | 6032 | 6 | 3.2 | 2.5 | 1.3 | 3 | 2.2 |
| D3 | 7343 | 7.3 | 4.4 | 2.8 | 1.3 | 4 | 2.4 |
| H | 7343H | 7.3 | 4.4 | 4.1 | 1.3 | 4 | 2.4 |

RECOMMENDED SOLDER PAD LAYOUT



| Case Code | Case Size | a | | b | c |
|-----------|-----------|------|--------|-----|-----|
| | | Flow | Reflow | | |
| A | 3216 | 3 | 2 | 1.5 | 1.5 |
| B | 3528 | 3.2 | 2 | 2.4 | 1.8 |
| C3 | 6032 | 4.2 | 2.4 | 2.5 | 3.3 |
| D3 | 7343 | 5.2 | 2.4 | 2.7 | 4.6 |
| H | 7343H | 5.2 | 2.4 | 2.7 | 4.6 |

MARKING



Note ⁽¹⁾: Date codes are based on the Annex 1 Table 13 of JIS C 5101-1.

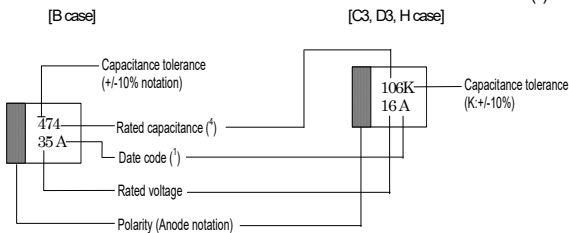
Note ⁽²⁾: Rated voltage codes

| Rated voltage | 2.5 | 4 | 6.3 | 10 | 16 | 20 | 25 | 35 | 50 |
|---------------|-----|---|-----|----|----|----|----|----|----|
| code | e | g | j | A | C | D | E | V | H |

Note ⁽³⁾: Rated capacitance codes

| Capacitance μ F | 100 | 150 | 220 | 330 | 470 | 680 |
|---------------------|-----|-----|-----|-----|-----|-----|
| Code | A8 | E8 | J8 | N8 | S8 | W8 |

Note ⁽⁴⁾: First two digits are significant figures of capacitance value(pF).Third digit is the number of zeros following.



RATING AND CASE CODE

Dec.,2024

| R.V.(VDC) | 2.5 | 4 | 6.3 | 10 | 16 | 20 | 25 | 35 | 50 |
|----------------|------|-----------|--------------|-----------|-----------|------|--------|------|----|
| Cap.(μ F) | | | | | | | | | |
| 0.22 | | | | | | | | | A |
| 0.33 | | | | | | | | | |
| 0.47 | | | | | | | | | |
| 0.68 | | | | | | | | A | B |
| 1.0 | | | | | | | A | A | |
| 1.5 | | | | | | A | A | A | |
| 2.2 | | | | | A | A | A | A, B | C3 |
| 3.3 | | | | A | A | A | A, B | B | |
| 4.7 | | | A | A | A | A, B | A, B | | D3 |
| 6.8 | | A | A | A | A, B | A, B | B | C3 | |
| 10 | | A | A | A, B | A, B | B | B, C3 | C3 | |
| 15 | A | A | A, B | A, B | A, B | C3 | C3 | D3 | |
| 22 | A | A, B | A, B | A, B | B, C3 | C3 | C3, D3 | D3 | |
| 33 | A, B | A, B | A, B | A, B, C3 | B, C3 | D3 | D3 | | |
| 47 | A, B | A, B | A, B, C3 | B, C3 | C3, D3 | D3 | | | |
| 68 | A, B | A, B, C3 | B, C3 | B, C3, D3 | C3, D3 | H | | | |
| 100 | A, B | A, B, C3 | A, B, C3, D3 | B, C3, D3 | C3, D3, H | H | H | | |
| 150 | B | B, C3, D3 | B, C3, D3 | C3, D3, H | D3 | | | | |
| 220 | C3 | B, C3, D3 | C3, D3, H | C3, D3, H | | | | | |
| 330 | | C3, D3 | C3, D3, H | H | | | | | |
| 470 | | C3, D3 | D3 | H | | | | | |
| 680 | | D3 | D3 | | | | | | |

| Catalog Number (1)²)³) | U _R VDC | U _s VDC | | C _R μF | Case code | Leakage current(DCL) μA | | | Variation rate of cap. (ΔC/C)% | | | Dissipation factor | | | | ESR Ω | |
|-------------------------------------|-----------------------|-----------------------|-------|----------------------|--------------|----------------------------|------|-------|-----------------------------------|------|-------|--------------------|------|------|-------|----------|--------|
| | | 85°C | 125°C | | | 20°C | 85°C | 125°C | -55°C | 85°C | 125°C | -55°C | 20°C | 85°C | 125°C | 10kHz | 100kHz |
| | | | | | | | | | | | | | | | | | |
| 267E 2501 156 ^{-1 2 3} | 2.5 | 3.3 | 2.2 | 15 | A | 0.5 | 5 | 6.3 | ±10 | ±10 | ±15 | 0.12 | 0.08 | 0.08 | 0.10 | 4.0 | 3.6 |
| 267E 2501 226 ^{-1 2 3} | ↓ | ↓ | ↓ | 22 | A | 0.6 | 6 | 6.9 | ±10 | ±10 | ±15 | 0.12 | 0.08 | 0.08 | 0.10 | 4.0 | 3.6 |
| 267E 2501 336 ^{-1 2 533 3} | ↓ | ↓ | ↓ | 33 | A | 0.8 | 8 | 10 | ±10 | ±10 | ±15 | 0.12 | 0.08 | 0.08 | 0.10 | 4.0 | 3.6 |
| 267E 2501 336 ^{-1 2 533 3} | ↓ | ↓ | ↓ | 33 | B | 0.8 | 8 | 10 | ±10 | ±10 | ±15 | 0.12 | 0.08 | 0.08 | 0.10 | 2.0 | 1.8 |
| 267E 2501 476 ^{-1 2 533 3} | ↓ | ↓ | ↓ | 47 | A | 1.2 | 12 | 15 | ±10 | ±10 | ±15 | 0.15 | 0.08 | 0.08 | 0.10 | 4.0 | 3.6 |
| 267E 2501 476 ^{-1 2 533 3} | ↓ | ↓ | ↓ | 47 | B | 1.2 | 12 | 15 | ±10 | ±10 | ±15 | 0.12 | 0.08 | 0.08 | 0.10 | 2.0 | 1.8 |
| 267E 2501 686 ^{-1 2 533 3} | ↓ | ↓ | ↓ | 68 | A | 1.7 | 17 | 21 | ±20 | ±20 | ±20 | 0.30 | 0.18 | 0.18 | 0.22 | 4.0 | 3.6 |
| 267E 2501 686 ^{-1 2 533 3} | ↓ | ↓ | ↓ | 68 | B | 1.7 | 17 | 21 | ±10 | ±10 | ±15 | 0.12 | 0.08 | 0.08 | 0.10 | 2.0 | 1.8 |
| 267E 2501 107 ^{-1 2 534 3} | ↓ | ↓ | ↓ | 100 | A | 2.5 | 25 | 32 | ±20 | ±20 | ±20 | 0.30 | 0.18 | 0.18 | 0.22 | 4.0 | 3.6 |
| 267E 2501 107 ^{-1 2 533 3} | ↓ | ↓ | ↓ | 100 | B | 2.5 | 25 | 31 | ±10 | ±10 | ±15 | 0.25 | 0.12 | 0.12 | 0.12 | 2.0 | 1.8 |
| 267E 2501 157 ^{-1 2 533 3} | ↓ | ↓ | ↓ | 150 | B | 3.8 | 38 | 47 | ±20 | ±20 | ±20 | 0.30 | 0.16 | 0.16 | 0.18 | 2.0 | 1.8 |
| 267E 2501 227 ^{-1 2 734 3} | ↓ | ↓ | ↓ | 220 | C3 | 5.5 | 55 | 69 | ±10 | ±10 | ±15 | 0.22 | 0.12 | 0.12 | 0.14 | 1.0 | 0.9 |
| 267E 4001 685 ^{-1 2 3} | 4 | 5 | 3.2 | 6.8 | A | 0.5 | 5 | 6.3 | ±10 | ±10 | ±15 | 0.08 | 0.06 | 0.06 | 0.08 | 4.0 | 3.6 |
| 267E 4001 106 ^{-1 2 3} | ↓ | ↓ | ↓ | 10 | A | 0.5 | 5 | 6.3 | ±10 | ±10 | ±15 | 0.08 | 0.06 | 0.06 | 0.08 | 4.0 | 3.6 |
| 267E 4001 156 ^{-1 2 3} | ↓ | ↓ | ↓ | 15 | A | 0.6 | 6 | 7.5 | ±10 | ±10 | ±15 | 0.08 | 0.06 | 0.06 | 0.08 | 4.0 | 3.6 |
| 267E 4001 226 ^{-1 2 533 3} | ↓ | ↓ | ↓ | 22 | A | 0.9 | 9 | 11 | ±10 | ±10 | ±15 | 0.12 | 0.08 | 0.08 | 0.10 | 4.0 | 3.6 |
| 267E 4001 226 ^{-1 2 533 3} | ↓ | ↓ | ↓ | 22 | B | 0.9 | 9 | 11 | ±10 | ±10 | ±15 | 0.08 | 0.06 | 0.06 | 0.08 | 2.0 | 1.8 |
| 267E 4001 336 ^{-1 2 533 3} | ↓ | ↓ | ↓ | 33 | A | 1.3 | 13 | 17 | ±10 | ±10 | ±15 | 0.12 | 0.08 | 0.08 | 0.10 | 4.0 | 3.6 |
| 267E 4001 336 ^{-1 2 533 3} | ↓ | ↓ | ↓ | 33 | B | 1.3 | 13 | 17 | ±10 | ±10 | ±15 | 0.08 | 0.06 | 0.06 | 0.08 | 2.0 | 1.8 |
| 267E 4001 476 ^{-1 2 533 3} | ↓ | ↓ | ↓ | 47 | A | 1.9 | 19 | 24 | ±20 | ±20 | ±20 | 0.20 | 0.12 | 0.12 | 0.14 | 4.0 | 3.6 |
| 267E 4001 476 ^{-1 2 533 3} | ↓ | ↓ | ↓ | 47 | B | 1.9 | 19 | 24 | ±10 | ±10 | ±15 | 0.08 | 0.06 | 0.06 | 0.08 | 2.0 | 1.8 |
| 267E 4001 686 ^{-1 2 534 3} | ↓ | ↓ | ↓ | 68 | A | 2.7 | 27 | 34 | ±20 | ±20 | ±20 | 0.30 | 0.18 | 0.18 | 0.22 | 4.0 | 3.6 |
| 267E 4001 686 ^{-1 2 533 3} | ↓ | ↓ | ↓ | 68 | B | 2.7 | 27 | 34 | ±10 | ±10 | ±15 | 0.20 | 0.10 | 0.10 | 0.10 | 2.0 | 1.8 |
| 267E 4001 686 ^{-1 2 720 3} | ↓ | ↓ | ↓ | 68 | C3 | 2.7 | 27 | 34 | ±10 | ±10 | ±15 | 0.08 | 0.06 | 0.06 | 0.08 | 0.6 | 0.55 |
| 267E 4001 107 ^{-1 2 534 3} | ↓ | ↓ | ↓ | 100 | A | 4.0 | 40 | 50 | ±20 | ±20 | ±20 | 0.30 | 0.18 | 0.18 | 0.22 | 4.0 | 3.6 |
| 267E 4001 107 K ^{-2 533 3} | ↓ | ↓ | ↓ | 100 | B | 4.0 | 40 | 50 | ±20 | ±20 | ±20 | 0.22 | 0.12 | 0.12 | 0.14 | 2.0 | 1.8 |
| 267E 4001 107 M ^{-2 533 3} | ↓ | ↓ | ↓ | 100 | B | 4.0 | 40 | 50 | ±10 | ±10 | ±15 | 0.25 | 0.12 | 0.12 | 0.12 | 2.0 | 1.8 |
| 267E 4001 107 ^{-1 2 720 3} | ↓ | ↓ | ↓ | 100 | C3 | 4.0 | 40 | 50 | ±10 | ±10 | ±15 | 0.10 | 0.08 | 0.08 | 0.08 | 1.0 | 0.9 |
| 267E 4001 157 ^{-1 2 534 3} | ↓ | ↓ | ↓ | 150 | B | 6.0 | 60 | 75 | ±20 | ±20 | ±20 | 0.34 | 0.18 | 0.18 | 0.20 | 2.0 | 1.8 |
| 267E 4001 157 ^{-1 2 734 3} | ↓ | ↓ | ↓ | 150 | C3 | 6.0 | 60 | 75 | ±10 | ±10 | ±15 | 0.12 | 0.08 | 0.08 | 0.10 | 1.0 | 0.9 |
| 267E 4001 157 ^{-1 2 720 3} | ↓ | ↓ | ↓ | 150 | D3 | 6.0 | 60 | 75 | ±10 | ±10 | ±15 | 0.10 | 0.08 | 0.08 | 0.08 | 0.5 | 0.45 |
| 267E 4001 227 M ^{-2 534 3} | ↓ | ↓ | ↓ | 220 | B | 8.8 | 88 | 110 | ±20 | ±20 | ±20 | 0.34 | 0.18 | 0.18 | 0.20 | 2.0 | 1.8 |
| 267E 4001 227 ^{-1 2 734 3} | ↓ | ↓ | ↓ | 220 | C3 | 8.8 | 88 | 110 | ±10 | ±10 | ±15 | 0.22 | 0.12 | 0.12 | 0.14 | 1.0 | 0.9 |
| 267E 4001 227 ^{-1 2 720 3} | ↓ | ↓ | ↓ | 220 | D3 | 8.8 | 88 | 110 | ±10 | ±10 | ±15 | 0.15 | 0.08 | 0.08 | 0.10 | 0.5 | 0.45 |
| 267E 4001 337 ^{-1 2 735 3} | ↓ | ↓ | ↓ | 330 | C3 | 13 | 132 | 165 | ±10 | ±10 | ±15 | 0.22 | 0.14 | 0.14 | 0.16 | 1.0 | 0.9 |
| 267E 4001 337 ^{-1 2 734 3} | ↓ | ↓ | ↓ | 330 | D3 | 13 | 132 | 165 | ±10 | ±10 | ±15 | 0.18 | 0.10 | 0.10 | 0.12 | 0.5 | 0.45 |
| 267E 4001 477 ^{-1 2 735 3} | ↓ | ↓ | ↓ | 470 | C3 | 19 | 188 | 235 | ±30 | ±20 | ±20 | 0.36 | 0.26 | 0.26 | 0.30 | 1.0 | 0.9 |
| 267E 4001 477 ^{-1 2 734 3} | ↓ | ↓ | ↓ | 470 | D3 | 19 | 188 | 235 | ±15 | ±10 | ±15 | 0.22 | 0.18 | 0.18 | 0.20 | 0.5 | 0.45 |
| 267E 4001 687 ^{-1 2 734 3} | ↓ | ↓ | ↓ | 680 | D3 | 27 | 272 | 340 | ±15 | ±10 | ±15 | 0.22 | 0.18 | 0.18 | 0.20 | 0.5 | 0.45 |
| 267E 6301 475 ^{-1 2 3} | 6.3 | 8 | 5 | 4.7 | A | 0.5 | 5 | 6.3 | ±10 | ±10 | ±15 | 0.08 | 0.06 | 0.06 | 0.08 | 4.0 | 3.6 |
| 267E 6301 685 ^{-1 2 3} | ↓ | ↓ | ↓ | 6.8 | A | 0.5 | 5 | 6.3 | ±10 | ±10 | ±15 | 0.08 | 0.06 | 0.06 | 0.08 | 4.0 | 3.6 |
| 267E 6301 106 ^{-1 2 3} | ↓ | ↓ | ↓ | 10 | A | 0.6 | 6 | 7.9 | ±10 | ±10 | ±15 | 0.08 | 0.06 | 0.06 | 0.08 | 4.0 | 3.6 |
| 267E 6301 156 ^{-1 2 533 3} | ↓ | ↓ | ↓ | 15 | A | 0.9 | 9 | 12 | ±10 | ±10 | ±15 | 0.12 | 0.08 | 0.08 | 0.10 | 4.0 | 3.6 |
| 267E 6301 156 ^{-1 2 533 3} | ↓ | ↓ | ↓ | 15 | B | 0.9 | 9 | 12 | ±10 | ±10 | ±15 | 0.08 | 0.06 | 0.06 | 0.08 | 2.0 | 1.8 |
| 267E 6301 226 ^{-1 2 533 3} | ↓ | ↓ | ↓ | 22 | A | 1.4 | 14 | 17 | ±10 | ±10 | ±15 | 0.12 | 0.08 | 0.08 | 0.10 | 4.0 | 3.6 |
| 267E 6301 226 ^{-1 2 533 3} | ↓ | ↓ | ↓ | 22 | B | 1.4 | 14 | 17 | ±10 | ±10 | ±15 | 0.08 | 0.06 | 0.06 | 0.08 | 2.0 | 1.8 |
| 267E 6301 336 ^{-1 2 533 3} | ↓ | ↓ | ↓ | 33 | A | 2.1 | 21 | 26 | ±20 | ±20 | ±20 | 0.20 | 0.12 | 0.12 | 0.14 | 4.0 | 3.6 |
| 267E 6301 336 ^{-1 2 533 3} | ↓ | ↓ | ↓ | 33 | B | 2.1 | 21 | 26 | ±10 | ±10 | ±15 | 0.08 | 0.06 | 0.06 | 0.08 | 2.0 | 1.8 |
| 267E 6301 476 ^{-1 2 534 3} | ↓ | ↓ | ↓ | 47 | A | 3 | 30 | 37 | ±20 | ±20 | ±20 | 0.20 | 0.12 | 0.12 | 0.14 | 4.0 | 3.6 |
| 267E 6301 476 ^{-1 2 533 3} | ↓ | ↓ | ↓ | 47 | B | 3 | 30 | 37 | ±10 | ±10 | ±15 | 0.20 | 0.10 | 0.10 | 0.10 | 2.0 | 1.8 |
| 267E 6301 476 ^{-1 2 720 3} | ↓ | ↓ | ↓ | 47 | C3 | 3 | 30 | 37 | ±10 | ±10 | ±15 | 0.08 | 0.06 | 0.06 | 0.08 | 0.6 | 0.55 |
| 267E 6301 686 ^{-1 2 533 3} | ↓ | ↓ | ↓ | 68 | B | 4.3 | 43 | 54 | ±20 | ±10 | ±15 | 0.18 | 0.10 | 0.10 | 0.12 | 2.0 | 1.8 |
| 267E 6301 686 ^{-1 2 720 3} | ↓ | ↓ | ↓ | 68 | C3 | 4.3 | 43 | 54 | ±10 | ±10 | ±15 | 0.08 | 0.06 | 0.06 | 0.08 | 1.0 | 0.9 |
| 267E 6301 107 ^{-1 2 535 3} | ↓ | ↓ | ↓ | 100 | A | 6.3 | 126 | 157 | ±20 | ±20 | ±20 | 0.30 | 0.18 | 0.18 | 0.18 | 2.2 | 2.0 |
| 267E 6301 107 ^{-1 2 534 3} | ↓ | ↓ | ↓ | 100 | B | 6.3 | 63 | 79 | ±20 | ±20 | ±20 | 0.22 | 0.12 | 0.12 | 0.14 | 2.0 | 1.8 |
| 267E 6301 107 ^{-1 2 734 3} | ↓ | ↓ | ↓ | 100 | C3 | 6.3 | 63 | 79 | ±10 | ±10 | ±15 | 0.12 | 0.08 | 0.08 | 0.08 | 1.0 | 0.9 |
| 267E 6301 107 ^{-1 2 720 3} | ↓ | ↓ | ↓ | 100 | D3 | 6.3 | 63 | 79 | ±10 | ±10 | ±15 | 0.10 | 0.08 | 0.08 | 0.08 | 0.5 | 0.45 |
| 267E 6301 157 ^{-1 2 534 3} | ↓ | ↓ | ↓ | 150 | B | 9.5 | 95 | 118 | ±20 | ±20 | ±20 | 0.30 | 0.20 | 0.20 | 0.22 | 2.0 | 1.8 |
| 267E 6301 157 ^{-1 2 734 3} | ↓ | ↓ | ↓ | 150 | C3 | 9.5 | 95 | 118 | ±10 | ±10 | ±15 | 0.18 | 0.10 | 0.10 | 0.12 | 1.0 | 0.9 |
| 267E 6301 157 ^{-1 2 720 3} | ↓ | ↓ | ↓ | 150 | D3 | 9.5 | 95 | 118 | ±10 | ±10 | ±15 | 0.15 | 0.08 | 0.08 | 0.10 | 0.5 | 0.45 |
| 267E 6301 227 ^{-1 2 735 3} | ↓ | ↓ | ↓ | 220 | C3 | 14 | 139 | 173 | ±10 | ±10 | ±15 | 0.22 | 0.14 | 0.14 | 0.16 | 1.0 | 0.9 |
| 267E 6301 227 ^{-1 2 734 3} | ↓ | ↓ | ↓ | 220 | D3 | 14 | 139 | 173 | ±10 | ±10 | ±15 | 0.15 | 0.08 | 0.08 | 0.10 | 0.5 | 0.45 |
| 267E 6301 227 ^{-1 2 720 3} | ↓ | ↓ | ↓ | 220 | H | 14 | 139 | 173 | ±10 | ±10 | ±15 | 0.15 | 0.08 | 0.08 | 0.10 | 0.3 | 0.27 |
| 267E 6301 337 ^{-1 2 735 3} | ↓ | ↓ | ↓ | 330 | C3 | 21 | 208 | 260 | ±30 | ±20 | ±20 | 0.30 | 0.20 | 0.20 | 0.24 | 1.0 | 0.9 |
| 267E 6301 337 ^{-1 2 734 3} | ↓ | ↓ | ↓ | 330 | D3 | 21 | 208 | 260 | ±15 | ±10 | ±15 | 0.16 | 0.14 | 0.14 | 0.16 | 0.5 | 0.45 |
| 267E 6301 337 ^{-1 2 720 3} | ↓ | ↓ | ↓ | 330 | H | 21 | 208 | 260 | ±10 | ±10 | ±15 | 0.15 | 0.08 | 0.08 | 0.10 | 0.3 | 0.27 |
| 267E 6301 477 ^{-1 2 734 3} | ↓ | ↓ | ↓ | 470 | D3 | 30 | 296 | 370 | ±15 | ±10 | ±15 | 0.18 | 0.16 | 0.16 | 0.18 | 0.5 | 0.45 |
| 267E 6301 687 M ^{-2 734 3} | ↓ | ↓ | ↓ | 680 | D3 | 43 | 428 | 535 | ±15 | ±10 | ±15 | 0.24 | 0.20 | 0.20 | 0.24 | 0.5 | 0.45 |
| 267E 1002 335 ^{-1 2 3} | 10 | 13 | 8 | 3.3 | A | 0.5 | 5 | 6.3 | ±10 | ±10 | ±15 | 0.08 | 0.06 | 0.06 | 0.08 | 4.0 | 3.6 |
| 267E 1002 475 ^{-1 2 3} | ↓ | ↓ | ↓ | 4.7 | A | 0.5 | 5 | 6.3 | ±10 | ±10 | ±15 | 0.08 | 0.06 | 0.06 | 0.08 | 4.0 | 3.6 |
| 267E 1002 685 ^{-1 2 3} | ↓ | ↓ | ↓ | 6.8 | A | 0.7 | 7 | 8.5 | ±10 | ±10 | ±15 | 0.08 | 0.06 | 0.06 | 0.08 | 4.0 | 3.6 |
| 267E 1002 106 ^{-1 2 533 3} | ↓ | ↓ | ↓ | 10 | A | 1 | 10 | 13 | ±10 | ± | | | | | | | |

| Catalog Number (1)(2)(3) | U _R VDC | U _S VDC | | C _R μF | Case code | Leakage current(DCL) μA | | | Variation rate of cap. (ΔC/C)% | | | Dissipation factor | | | | ESR Ω | |
|--|-----------------------|-----------------------|-------|----------------------|--------------|----------------------------|------|-------|-----------------------------------|------|-------|--------------------|------|------|-------|----------|--------|
| | | 85°C | 125°C | | | 20°C | 85°C | 125°C | -55°C | 85°C | 125°C | -55°C | 20°C | 85°C | 125°C | 10kHz | 100kHz |
| | | | | | | | | | | | | | | | | | |
| 267E 1002 226 ¹ - ² 533 ³ | 10 | 13 | 8 | 22 | A | 2.2 | 22 | 28 | ±20 | ±20 | ±20 | 0.20 | 0.12 | 0.12 | 0.14 | 2.0 | 3.6 |
| 267E 1002 226 K ² | ↓ | ↓ | ↓ | 22 | B | 2.2 | 22 | 28 | ±10 | ±10 | ±15 | 0.12 | 0.08 | 0.08 | 0.10 | 2.0 | 1.8 |
| 267E 1002 226 M ² | ↓ | ↓ | ↓ | 22 | B | 2.2 | 22 | 28 | ±10 | ±10 | ±15 | 0.08 | 0.06 | 0.06 | 0.08 | 2.0 | 1.8 |
| 267E 1002 336 ¹ - ² 534 ³ | ↓ | ↓ | ↓ | 33 | A | 3.3 | 33 | 41 | ±20 | ±20 | ±20 | 0.20 | 0.14 | 0.14 | 0.16 | 4.0 | 3.6 |
| 267E 1002 336 ¹ - ² 533 ³ | ↓ | ↓ | ↓ | 33 | B | 3.3 | 33 | 41 | ±10 | ±10 | ±15 | 0.12 | 0.08 | 0.08 | 0.10 | 2.0 | 1.8 |
| 267E 1002 336 ¹ - ² 720 ³ | ↓ | ↓ | ↓ | 33 | C3 | 3.3 | 33 | 41 | ±10 | ±10 | ±15 | 0.08 | 0.06 | 0.06 | 0.08 | 0.6 | 0.55 |
| 267E 1002 476 ¹ - ² 533 ³ | ↓ | ↓ | ↓ | 47 | B | 4.7 | 47 | 59 | ±10 | ±10 | ±15 | 0.15 | 0.08 | 0.08 | 0.10 | 2.0 | 1.8 |
| 267E 1002 476 ¹ - ² 720 ³ | ↓ | ↓ | ↓ | 47 | C3 | 4.7 | 47 | 59 | ±10 | ±10 | ±15 | 0.08 | 0.06 | 0.06 | 0.08 | 1.0 | 0.9 |
| 267E 1002 686 ¹ - ² 534 ³ | ↓ | ↓ | ↓ | 68 | B | 6.8 | 68 | 85 | ±20 | ±20 | ±20 | 0.18 | 0.12 | 0.12 | 0.14 | 2.0 | 1.8 |
| 267E 1002 686 ¹ - ² 734 ³ | ↓ | ↓ | ↓ | 68 | C3 | 6.8 | 68 | 85 | ±10 | ±10 | ±15 | 0.12 | 0.10 | 0.10 | 0.12 | 1.0 | 0.9 |
| 267E 1002 686 ¹ - ² 720 ³ | ↓ | ↓ | ↓ | 68 | D3 | 6.8 | 68 | 85 | ±10 | ±10 | ±15 | 0.08 | 0.06 | 0.06 | 0.08 | 0.5 | 0.45 |
| 267E 1002 107 ¹ - ² 534 ³ | ↓ | ↓ | ↓ | 100 | B | 10 | 100 | 125 | ±20 | ±20 | ±20 | 0.28 | 0.18 | 0.18 | 0.20 | 2.0 | 1.8 |
| 267E 1002 107 ¹ - ² 734 ³ | ↓ | ↓ | ↓ | 100 | C3 | 10 | 100 | 125 | ±10 | ±10 | ±15 | 0.12 | 0.10 | 0.10 | 0.12 | 1.0 | 0.9 |
| 267E 1002 107 ¹ - ² 720 ³ | ↓ | ↓ | ↓ | 100 | D3 | 10 | 100 | 130 | ±10 | ±10 | ±15 | 0.15 | 0.08 | 0.08 | 0.10 | 0.5 | 0.45 |
| 267E 1002 157 ¹ - ² 735 ³ | ↓ | ↓ | ↓ | 150 | C3 | 15 | 150 | 188 | ±30 | ±20 | ±20 | 0.26 | 0.14 | 0.14 | 0.16 | 1.0 | 0.9 |
| 267E 1002 157 ¹ - ² 734 ³ | ↓ | ↓ | ↓ | 150 | D3 | 15 | 150 | 188 | ±10 | ±10 | ±15 | 0.15 | 0.08 | 0.08 | 0.10 | 0.5 | 0.45 |
| 267E 1002 157 ¹ - ² | ↓ | ↓ | ↓ | 150 | H | 15 | 150 | 188 | ±10 | ±10 | ±15 | 0.15 | 0.08 | 0.08 | 0.10 | 0.3 | 0.27 |
| 267E 1002 227 ¹ - ² 735 ³ | ↓ | ↓ | ↓ | 220 | C3 | 22 | 220 | 275 | ±30 | ±20 | ±20 | 0.26 | 0.14 | 0.14 | 0.16 | 1.0 | 0.9 |
| 267E 1002 227 ¹ - ² 734 ³ | ↓ | ↓ | ↓ | 220 | D3 | 22 | 220 | 275 | ±15 | ±10 | ±15 | 0.15 | 0.10 | 0.10 | 0.12 | 0.5 | 0.45 |
| 267E 1002 227 ¹ - ² | ↓ | ↓ | ↓ | 220 | H | 22 | 220 | 275 | ±10 | ±10 | ±15 | 0.15 | 0.08 | 0.08 | 0.10 | 0.3 | 0.27 |
| 267E 1002 337 ¹ - ² | ↓ | ↓ | ↓ | 330 | H | 33 | 330 | 412 | ±10 | ±10 | ±15 | 0.15 | 0.10 | 0.10 | 0.12 | 0.3 | 0.27 |
| 267E 1002 477 ¹ - ² | ↓ | ↓ | ↓ | 470 | H | 47 | 470 | 588 | ±10 | ±10 | ±15 | 0.15 | 0.10 | 0.10 | 0.12 | 0.3 | 0.27 |
| 267E 1602 225 ¹ - ² | 16 | 20 | 13 | 2.2 | A | 0.5 | 5 | 6.3 | ±10 | ±10 | ±15 | 0.08 | 0.06 | 0.06 | 0.08 | 4.0 | 3.6 |
| 267E 1602 335 ¹ - ² | ↓ | ↓ | ↓ | 3.3 | A | 0.5 | 5 | 6.6 | ±10 | ±10 | ±15 | 0.08 | 0.06 | 0.06 | 0.08 | 4.0 | 3.6 |
| 267E 1602 475 ¹ - ² | ↓ | ↓ | ↓ | 4.7 | A | 0.8 | 8 | 9.4 | ±10 | ±10 | ±15 | 0.12 | 0.08 | 0.08 | 0.10 | 4.0 | 3.6 |
| 267E 1602 685 ¹ - ² 533 ³ | ↓ | ↓ | ↓ | 6.8 | A | 1.1 | 11 | 14 | ±10 | ±10 | ±15 | 0.10 | 0.06 | 0.06 | 0.08 | 1.0 | 0.9 |
| 267E 1602 685 ¹ - ² | ↓ | ↓ | ↓ | 6.8 | B | 1.1 | 11 | 14 | ±10 | ±10 | ±15 | 0.08 | 0.06 | 0.06 | 0.08 | 2.2 | 2.0 |
| 267E 1602 106 ¹ - ² 533 ³ | ↓ | ↓ | ↓ | 10 | A | 1.6 | 16 | 20 | ±20 | ±20 | ±20 | 0.14 | 0.10 | 0.10 | 0.12 | 4.0 | 3.6 |
| 267E 1602 106 ¹ - ² | ↓ | ↓ | ↓ | 10 | B | 1.6 | 16 | 20 | ±10 | ±10 | ±15 | 0.08 | 0.06 | 0.06 | 0.08 | 2.2 | 2.0 |
| 267E 1602 156 ¹ - ² 533 ³ | ↓ | ↓ | ↓ | 15 | A | 2.4 | 24 | 30 | ±20 | ±20 | ±20 | 0.18 | 0.12 | 0.12 | 0.14 | 4.0 | 3.6 |
| 267E 1602 156 ¹ - ² | ↓ | ↓ | ↓ | 15 | B | 2.4 | 24 | 30 | ±10 | ±10 | ±15 | 0.12 | 0.08 | 0.08 | 0.10 | 2.2 | 2.0 |
| 267E 1602 226 ¹ - ² 533 ³ | ↓ | ↓ | ↓ | 22 | B | 3.5 | 35 | 44 | ±12 | ±10 | ±15 | 0.14 | 0.10 | 0.10 | 0.12 | 2.2 | 2.0 |
| 267E 1602 226 ¹ - ² 720 ³ | ↓ | ↓ | ↓ | 22 | C3 | 3.5 | 35 | 44 | ±10 | ±10 | ±15 | 0.08 | 0.06 | 0.06 | 0.08 | 0.6 | 0.55 |
| 267E 1602 336 ¹ - ² 533 ³ | ↓ | ↓ | ↓ | 33 | B | 5.3 | 53 | 66 | ±10 | ±10 | ±15 | 0.14 | 0.10 | 0.10 | 0.12 | 2.0 | 1.9 |
| 267E 1602 336 ¹ - ² 720 ³ | ↓ | ↓ | ↓ | 33 | C3 | 5.3 | 53 | 66 | ±10 | ±10 | ±15 | 0.08 | 0.06 | 0.06 | 0.08 | 1.0 | 0.9 |
| 267E 1602 476 ¹ - ² 734 ³ | ↓ | ↓ | ↓ | 47 | C3 | 7.5 | 75 | 94 | ±10 | ±10 | ±15 | 0.12 | 0.10 | 0.10 | 0.12 | 1.0 | 0.9 |
| 267E 1602 476 ¹ - ² 720 ³ | ↓ | ↓ | ↓ | 47 | D3 | 7.5 | 75 | 94 | ±10 | ±10 | ±15 | 0.08 | 0.06 | 0.06 | 0.08 | 0.5 | 0.45 |
| 267E 1602 686 ¹ - ² 734 ³ | ↓ | ↓ | ↓ | 68 | C3 | 11 | 109 | 136 | ±20 | ±15 | ±15 | 0.12 | 0.10 | 0.10 | 0.12 | 1.0 | 0.9 |
| 267E 1602 686 ¹ - ² 720 ³ | ↓ | ↓ | ↓ | 68 | D3 | 11 | 109 | 136 | ±10 | ±10 | ±15 | 0.10 | 0.08 | 0.08 | 0.08 | 0.5 | 0.45 |
| 267E 1602 107 M ² - ² 735 L | ↓ | ↓ | ↓ | 100 | C3 | 16 | 160 | 200 | ±20 | ±20 | ±20 | 0.15 | 0.10 | 0.10 | 0.10 | - | 1.0 |
| 267E 1602 107 ¹ - ² 734 ³ | ↓ | ↓ | ↓ | 100 | D3 | 16 | 160 | 200 | ±15 | ±10 | ±15 | 0.12 | 0.10 | 0.10 | 0.12 | 0.5 | 0.45 |
| 267E 1602 107 ¹ - ² | ↓ | ↓ | ↓ | 100 | H | 16 | 160 | 200 | ±10 | ±10 | ±15 | 0.15 | 0.08 | 0.08 | 0.10 | 0.4 | 0.36 |
| 267E 1602 157 ¹ - ² 720 L | ↓ | ↓ | ↓ | 150 | D3 | 24 | 240 | 300 | ±20 | ±20 | ±20 | 0.15 | 0.10 | 0.10 | 0.10 | - | 0.7 |
| 267E 2002 155 ¹ - ² | 20 | 26 | 16 | 1.5 | A | 0.5 | 5 | 6.3 | ±10 | ±10 | ±15 | 0.08 | 0.06 | 0.06 | 0.08 | 5.0 | 4.5 |
| 267E 2002 225 ¹ - ² | ↓ | ↓ | ↓ | 2.2 | A | 0.5 | 5 | 6.3 | ±10 | ±10 | ±15 | 0.08 | 0.06 | 0.06 | 0.08 | 5.0 | 4.5 |
| 267E 2002 335 ¹ - ² | ↓ | ↓ | ↓ | 3.3 | A | 0.7 | 7 | 8.3 | ±10 | ±10 | ±15 | 0.12 | 0.08 | 0.08 | 0.10 | 5.0 | 4.5 |
| 267E 2002 475 ¹ - ² 533 ³ | ↓ | ↓ | ↓ | 4.7 | A | 0.9 | 9 | 12 | ±10 | ±10 | ±15 | 0.10 | 0.06 | 0.06 | 0.08 | 1.0 | 0.9 |
| 267E 2002 475 ¹ - ² | ↓ | ↓ | ↓ | 4.7 | B | 0.9 | 9 | 12 | ±10 | ±10 | ±15 | 0.08 | 0.06 | 0.06 | 0.08 | 3.0 | 2.7 |
| 267E 2002 685 ¹ - ² 533 ³ | ↓ | ↓ | ↓ | 6.8 | A | 1.4 | 14 | 17 | ±15 | ±15 | ±15 | 0.14 | 0.10 | 0.10 | 0.10 | 5.0 | 4.5 |
| 267E 2002 685 ¹ - ² | ↓ | ↓ | ↓ | 6.8 | B | 1.4 | 14 | 17 | ±10 | ±10 | ±15 | 0.08 | 0.06 | 0.06 | 0.08 | 3.0 | 2.7 |
| 267E 2002 106 ¹ - ² | ↓ | ↓ | ↓ | 10 | B | 2 | 20 | 25 | ±10 | ±10 | ±15 | 0.12 | 0.08 | 0.08 | 0.10 | 3.0 | 2.7 |
| 267E 2002 156 ¹ - ² 720 ³ | ↓ | ↓ | ↓ | 15 | C3 | 3 | 30 | 38 | ±10 | ±10 | ±15 | 0.08 | 0.06 | 0.06 | 0.08 | 1.0 | 0.9 |
| 267E 2002 226 ¹ - ² 720 ³ | ↓ | ↓ | ↓ | 22 | C3 | 4.4 | 44 | 55 | ±10 | ±10 | ±15 | 0.08 | 0.06 | 0.06 | 0.08 | 1.0 | 0.9 |
| 267E 2002 336 ¹ - ² 720 ³ | ↓ | ↓ | ↓ | 33 | D3 | 6.6 | 66 | 83 | ±10 | ±10 | ±15 | 0.08 | 0.06 | 0.06 | 0.06 | 0.8 | 0.72 |
| 267E 2002 476 ¹ - ² 720 ³ | ↓ | ↓ | ↓ | 47 | D3 | 9.4 | 94 | 117 | ±10 | ±10 | ±15 | 0.08 | 0.06 | 0.06 | 0.06 | 0.8 | 0.72 |
| 267E 2002 686 ¹ - ² | ↓ | ↓ | ↓ | 68 | H | 13.6 | 136 | 170 | ±10 | ±10 | ±15 | 0.08 | 0.06 | 0.06 | 0.08 | 0.4 | 0.36 |
| 267E 2002 107 ¹ - ² | ↓ | ↓ | ↓ | 100 | H | 20 | 200 | 250 | ±10 | ±10 | ±15 | 0.10 | 0.08 | 0.08 | 0.08 | 0.4 | 0.36 |
| 267E 2502 105 ¹ - ² | 25 | 32 | 20 | 1 | A | 0.5 | 5 | 6.3 | ±10 | ±10 | ±15 | 0.06 | 0.04 | 0.04 | 0.06 | 5.0 | 4.5 |
| 267E 2502 155 ¹ - ² | ↓ | ↓ | ↓ | 1.5 | A | 0.5 | 5 | 6.3 | ±10 | ±10 | ±15 | 0.08 | 0.06 | 0.06 | 0.08 | 5.0 | 4.5 |
| 267E 2502 225 ¹ - ² | ↓ | ↓ | ↓ | 2.2 | A | 0.6 | 6 | 6.9 | ±10 | ±10 | ±15 | 0.08 | 0.06 | 0.06 | 0.08 | 5.0 | 4.5 |
| 267E 2502 335 ¹ - ² 533 ³ | ↓ | ↓ | ↓ | 3.3 | A | 0.8 | 8 | 10 | ±10 | ±10 | ±15 | 0.08 | 0.06 | 0.06 | 0.08 | 5.0 | 4.5 |
| 267E 2502 335 ¹ - ² | ↓ | ↓ | ↓ | 3.3 | B | 0.8 | 8 | 10 | ±10 | ±10 | ±15 | 0.08 | 0.06 | 0.06 | 0.08 | 3.0 | 2.7 |
| 267E 2502 475 ¹ - ² 533 ³ | ↓ | ↓ | ↓ | 4.7 | A | 1.2 | 12 | 15 | ±10 | ±10 | ±15 | 0.08 | 0.06 | 0.06 | 0.08 | 5.0 | 4.5 |
| 267E 2502 475 ¹ - ² | ↓ | ↓ | ↓ | 4.7 | B | 1.2 | 12 | 15 | ±10 | ±10 | ±15 | 0.08 | 0.06 | 0.06 | 0.08 | 3.0 | 2.7 |
| 267E 2502 685 ¹ - ² | ↓ | ↓ | ↓ | 6.8 | B | 1.7 | 17 | 21 | ±10 | ±10 | ±15 | 0.12 | 0.08 | 0.08 | 0.10 | 3.0 | 2.7 |
| 267E 2502 106 ¹ - ² 533 ³ | ↓ | ↓ | ↓ | 10 | B | 2.5 | 25 | 31 | ±10 | ±10 | ±15 | 0.08 | 0.06 | 0.06 | 0.08 | 3.0 | 2.7 |
| 267E 2502 106 ¹ - ² 720 ³ | ↓ | ↓ | ↓ | 10 | C3 | 2.5 | 25 | 31 | ±10 | ±10 | ±15 | 0.08 | 0.06 | 0.06 | 0.08 | 1.2 | 1.17 |
| 267E 2502 156 ¹ - ² 720 ³ | ↓ | ↓ | ↓ | 15 | C3 | 3.7 | 38 | 48 | ±10 | ±10 | ±15 | 0.10 | 0.08 | 0.08 | 0.10 | 1.4 | 1.3 |
| 267E 2502 226 ¹ - ² 734 ³ | ↓ | ↓ | ↓ | 22 | C3 | 5.5 | 55 | 69 | ±10 | ±10 | ±15 | 0.08 | 0.06 | 0.06 | 0.08 | 1.0 | 0.98 |
| 267E 2502 226 ¹ - ² 720 ³ | ↓ | ↓ | ↓ | 22 | D3 | 5.5 | 55 | 69 | ±10 | ±10 | ±15 | 0.08 | 0.06 | | | | |

| Catalog Number (1)(2)(3) | UR VDC | US VDC | | CR μF | Case code | Leakage current(DCL) μA | | | Variation rate of cap. (ΔC/C)% | | | Dissipation factor | | | | ESR Ω | |
|--|-----------|-----------|-------|----------|--------------|----------------------------|------|-------|-----------------------------------|------|-------|--------------------|------|------|-------|----------|--------|
| | | 85°C | 125°C | | | 20°C | 85°C | 125°C | -55°C | 85°C | 125°C | -55°C | 20°C | 85°C | 125°C | 10kHz | 100kHz |
| | | | | | | | | | | | | | | | | | |
| 267E 3502 684 ₁ ² ₃ | 35 | 44 | 28 | 0.68 | A | 0.5 | 5 | 6.3 | ±10 | ±10 | ±15 | 0.06 | 0.04 | 0.04 | 0.06 | 5.0 | 4.5 |
| 267E 3502 105 ₁ ² ₃ | ↓ | ↓ | ↓ | 1 | A | 0.5 | 5 | 6.3 | ±10 | ±10 | ±15 | 0.06 | 0.04 | 0.04 | 0.06 | 5.0 | 4.5 |
| 267E 3502 155 ₁ ² ₃ | ↓ | ↓ | ↓ | 1.5 | A | 0.5 | 5 | 6.6 | ±10 | ±10 | ±15 | 0.12 | 0.08 | 0.08 | 0.10 | 5.0 | 4.5 |
| 267E 3502 225 ₁ ² ₃ | ↓ | ↓ | ↓ | 2.2 | A | 0.8 | 8 | 9.6 | ±10 | ±10 | ±15 | 0.08 | 0.06 | 0.06 | 0.08 | 5.0 | 4.5 |
| 267E 3502 225 ₁ ² ₃ 533 | ↓ | ↓ | ↓ | 2.2 | B | 0.8 | 8 | 9.6 | ±10 | ±10 | ±15 | 0.08 | 0.06 | 0.06 | 0.08 | 3.0 | 2.7 |
| 267E 3502 335 ₁ ² ₃ | ↓ | ↓ | ↓ | 3.3 | B | 1.2 | 12 | 14 | ±10 | ±10 | ±15 | 0.08 | 0.06 | 0.06 | 0.08 | 3.0 | 2.7 |
| 267E 3502 685 ₁ ² ₃ 720 | ↓ | ↓ | ↓ | 6.8 | C3 | 2.4 | 24 | 30 | ±10 | ±10 | ±15 | 0.08 | 0.06 | 0.06 | 0.08 | 1.2 | 1.17 |
| 267E 3502 106 ₁ ² ₃ 720 | ↓ | ↓ | ↓ | 10 | C3 | 3.5 | 35 | 44 | ±10 | ±10 | ±15 | 0.08 | 0.06 | 0.06 | 0.06 | 1.4 | 1.3 |
| 267E 3502 156 ₁ ² ₃ 720 | ↓ | ↓ | ↓ | 15 | D3 | 5.3 | 53 | 66 | ±10 | ±10 | ±15 | 0.08 | 0.06 | 0.06 | 0.06 | 0.9 | 0.81 |
| 267E 3502 226 ₁ ² ₃ 720 | ↓ | ↓ | ↓ | 22 | D3 | 7.7 | 77 | 96 | ±10 | ±10 | ±15 | 0.08 | 0.06 | 0.06 | 0.06 | 0.9 | 0.81 |
| 267E 5002 224 ₁ ² ₃ | 50 | 63 | 40 | 0.22 | A | 0.5 | 5 | 6.3 | ±10 | ±10 | ±15 | 0.06 | 0.04 | 0.04 | 0.06 | 5.0 | 4.5 |
| 267E 5002 684 ₁ ² ₃ | ↓ | ↓ | ↓ | 0.68 | B | 0.5 | 5 | 6.3 | ±10 | ±10 | ±15 | 0.06 | 0.04 | 0.04 | 0.06 | 3.0 | 2.7 |
| 267E 5002 225 ₁ ² ₃ 720 | ↓ | ↓ | ↓ | 2.2 | C3 | 1.1 | 11 | 14 | ±10 | ±10 | ±15 | 0.08 | 0.06 | 0.06 | 0.08 | 1.2 | 1.2 |
| 267E 5002 475 ₁ ² ₃ 720 | ↓ | ↓ | ↓ | 4.7 | D3 | 2.4 | 24 | 29 | ±10 | ±10 | ±15 | 0.08 | 0.06 | 0.06 | 0.08 | 0.9 | 0.81 |

* UR = Rated Voltage US = Surge Voltage CR = Capacitance

Note1 : For Capacitance Tolerance, insert "K" or "M" into ₁.

Note2 : For Reeled Package, insert "R", "L", "N" or "P" into ₂.

Note3 : Insert mark for stratification into ₃. Example: "7" indicates halogen-free products.

Note4 : DCL code : A=Shall not exceed the value of initial specification, B=Shall not exceed 1.25 times the value of initial specification, C=Shall not exceed 2 times the value of initial specification.

Note5 : DF code : A=Shall not exceed the value of initial specification, B=Shall not exceed 1.5 times the value of initial specification.

CATALOG NUMBERS AND RATING ②

| Catalog Number (1)(2)(3) | U _R VDC | U _S VDC | | C _R μF | Case code | Surge | | | Resistance to soldering heat | | | Resistance to solvent |
|--------------------------|-----------------------|-----------------------|-------|----------------------|--------------|--------|-------|-------|------------------------------|-------|-------|-----------------------|
| | | 85°C | 125°C | | | DCL(4) | ΔC/C% | DF(5) | DCL(4) | ΔC/C% | DF(5) | ΔC/C% |
| | | | | | | | | | | | | |
| 267E 2501 156 | 2.5 | 3.3 | 2.2 | 15 | A | A | ±5 | A | A | ±10 | A | ±3 |
| 267E 2501 226 | ↓ | ↓ | ↓ | 22 | A | A | ±5 | A | A | ±10 | A | ±3 |
| 267E 2501 336 | ↓ | ↓ | ↓ | 33 | A | A | ±5 | A | A | ±10 | A | ±3 |
| 267E 2501 336 | ↓ | ↓ | ↓ | 33 | B | A | ±5 | A | A | ±10 | A | ±3 |
| 267E 2501 476 | ↓ | ↓ | ↓ | 47 | A | A | ±5 | A | A | ±10 | A | ±3 |
| 267E 2501 476 | ↓ | ↓ | ↓ | 47 | B | A | ±5 | A | A | ±10 | A | ±3 |
| 267E 2501 686 | ↓ | ↓ | ↓ | 68 | A | A | ±10 | A | A | ±10 | A | ±3 |
| 267E 2501 686 | ↓ | ↓ | ↓ | 68 | B | A | ±5 | A | A | ±10 | A | ±3 |
| 267E 2501 107 | ↓ | ↓ | ↓ | 100 | A | A | ±10 | A | A | ±10 | A | ±3 |
| 267E 2501 107 | ↓ | ↓ | ↓ | 100 | B | A | ±5 | A | A | ±10 | A | ±3 |
| 267E 2501 157 | ↓ | ↓ | ↓ | 150 | B | A | ±10 | A | A | ±10 | A | ±3 |
| 267E 2501 227 | ↓ | ↓ | ↓ | 220 | C3 | A | ±5 | A | A | ±10 | A | ±3 |
| 267E 4001 685 | 4 | 5 | 3.2 | 6.8 | A | A | ±5 | A | A | ±5 | A | ±3 |
| 267E 4001 106 | ↓ | ↓ | ↓ | 10 | A | A | ±5 | A | A | ±5 | A | ±3 |
| 267E 4001 156 | ↓ | ↓ | ↓ | 15 | A | A | ±5 | A | A | ±5 | A | ±3 |
| 267E 4001 226 | ↓ | ↓ | ↓ | 22 | A | A | ±5 | A | A | ±5 | A | ±3 |
| 267E 4001 226 | ↓ | ↓ | ↓ | 22 | B | A | ±5 | A | A | ±5 | A | ±3 |
| 267E 4001 336 | ↓ | ↓ | ↓ | 33 | A | A | ±5 | A | A | ±5 | A | ±3 |
| 267E 4001 336 | ↓ | ↓ | ↓ | 33 | B | A | ±5 | A | A | ±5 | A | ±3 |
| 267E 4001 476 | ↓ | ↓ | ↓ | 47 | A | A | ±10 | A | A | ±10 | A | ±3 |
| 267E 4001 476 | ↓ | ↓ | ↓ | 47 | B | A | ±5 | A | A | ±5 | A | ±3 |
| 267E 4001 686 | ↓ | ↓ | ↓ | 68 | A | A | ±10 | A | A | ±10 | A | ±3 |
| 267E 4001 686 | ↓ | ↓ | ↓ | 68 | B | A | ±5 | A | A | ±10 | A | ±3 |
| 267E 4001 686 | ↓ | ↓ | ↓ | 68 | C3 | A | ±5 | A | A | ±5 | A | ±3 |
| 267E 4001 107 | ↓ | ↓ | ↓ | 100 | A | A | ±10 | A | A | ±10 | A | ±3 |
| 267E 4001 107 K | ↓ | ↓ | ↓ | 100 | B | A | ±10 | A | A | ±10 | A | ±3 |
| 267E 4001 107 M | ↓ | ↓ | ↓ | 100 | B | A | ±5 | A | A | ±10 | A | ±3 |
| 267E 4001 107 | ↓ | ↓ | ↓ | 100 | C3 | A | ±5 | A | A | ±5 | A | ±3 |
| 267E 4001 157 | ↓ | ↓ | ↓ | 150 | B | A | ±10 | A | A | ±10 | A | ±3 |
| 267E 4001 157 | ↓ | ↓ | ↓ | 150 | C3 | A | ±5 | A | A | ±10 | A | ±3 |
| 267E 4001 157 | ↓ | ↓ | ↓ | 150 | D3 | A | ±5 | A | A | ±5 | A | ±3 |
| 267E 4001 227 M | ↓ | ↓ | ↓ | 220 | B | A | ±10 | A | A | ±10 | A | ±3 |
| 267E 4001 227 | ↓ | ↓ | ↓ | 220 | C3 | A | ±5 | A | A | ±10 | A | ±3 |
| 267E 4001 227 | ↓ | ↓ | ↓ | 220 | D3 | A | ±5 | A | A | ±5 | A | ±3 |
| 267E 4001 337 | ↓ | ↓ | ↓ | 330 | C3 | A | ±15 | A | A | ±5 | A | ±10 |
| 267E 4001 337 | ↓ | ↓ | ↓ | 330 | D3 | A | ±5 | A | A | ±5 | A | ±3 |
| 267E 4001 477 | ↓ | ↓ | ↓ | 470 | C3 | A | ±20 | A | A | ±10 | A | ±3 |
| 267E 4001 477 | ↓ | ↓ | ↓ | 470 | D3 | A | ±15 | A | A | ±10 | A | ±10 |
| 267E 4001 687 | ↓ | ↓ | ↓ | 680 | D3 | A | ±15 | A | A | ±10 | A | ±10 |
| 267E 6301 475 | 6.3 | 8 | 5 | 4.7 | A | A | ±5 | A | A | ±5 | A | ±3 |
| 267E 6301 685 | ↓ | ↓ | ↓ | 6.8 | A | A | ±5 | A | A | ±5 | A | ±3 |
| 267E 6301 106 | ↓ | ↓ | ↓ | 10 | A | A | ±5 | A | A | ±5 | A | ±3 |
| 267E 6301 156 | ↓ | ↓ | ↓ | 15 | A | A | ±5 | A | A | ±5 | A | ±3 |
| 267E 6301 156 | ↓ | ↓ | ↓ | 15 | B | A | ±5 | A | A | ±5 | A | ±3 |
| 267E 6301 226 | ↓ | ↓ | ↓ | 22 | A | A | ±5 | A | A | ±5 | A | ±3 |
| 267E 6301 226 | ↓ | ↓ | ↓ | 22 | B | A | ±5 | A | A | ±5 | A | ±3 |
| 267E 6301 336 | ↓ | ↓ | ↓ | 33 | A | A | ±10 | A | A | ±10 | A | ±3 |
| 267E 6301 336 | ↓ | ↓ | ↓ | 33 | B | A | ±5 | A | A | ±5 | A | ±3 |
| 267E 6301 476 | ↓ | ↓ | ↓ | 47 | A | A | ±10 | A | A | ±10 | A | ±3 |
| 267E 6301 476 | ↓ | ↓ | ↓ | 47 | B | A | ±5 | A | A | ±10 | A | ±3 |
| 267E 6301 476 | ↓ | ↓ | ↓ | 47 | C3 | A | ±5 | A | A | ±5 | A | ±3 |
| 267E 6301 686 | ↓ | ↓ | ↓ | 68 | B | A | ±10 | A | A | ±10 | A | ±3 |
| 267E 6301 686 | ↓ | ↓ | ↓ | 68 | C3 | A | ±5 | A | A | ±5 | A | ±3 |
| 267E 6301 107 | ↓ | ↓ | ↓ | 100 | A | C | ±20 | A | C | ±20 | A | ±3 |
| 267E 6301 107 | ↓ | ↓ | ↓ | 100 | B | A | ±10 | A | A | ±10 | A | ±3 |
| 267E 6301 107 | ↓ | ↓ | ↓ | 100 | C3 | A | ±5 | A | A | ±10 | A | ±3 |
| 267E 6301 107 | ↓ | ↓ | ↓ | 100 | D3 | A | ±5 | A | A | ±5 | A | ±3 |
| 267E 6301 157 | ↓ | ↓ | ↓ | 150 | B | C | ±20 | A | C | ±20 | A | ±3 |
| 267E 6301 157 | ↓ | ↓ | ↓ | 150 | C3 | A | ±5 | A | A | ±10 | A | ±3 |
| 267E 6301 157 | ↓ | ↓ | ↓ | 150 | D3 | A | ±5 | A | A | ±5 | A | ±3 |
| 267E 6301 227 | ↓ | ↓ | ↓ | 220 | C3 | A | ±15 | A | A | ±5 | A | ±10 |
| 267E 6301 227 | ↓ | ↓ | ↓ | 220 | D3 | A | ±5 | A | A | ±5 | A | ±3 |
| 267E 6301 227 | ↓ | ↓ | ↓ | 220 | H | A | ±5 | A | A | ±5 | A | ±3 |
| 267E 6301 337 | ↓ | ↓ | ↓ | 330 | C3 | A | ±20 | A | A | ±10 | A | ±3 |
| 267E 6301 337 | ↓ | ↓ | ↓ | 330 | D3 | A | ±15 | A | A | ±10 | A | ±10 |
| 267E 6301 337 | ↓ | ↓ | ↓ | 330 | H | A | ±5 | A | A | ±5 | A | ±3 |
| 267E 6301 477 | ↓ | ↓ | ↓ | 470 | D3 | A | ±15 | A | A | ±10 | A | ±10 |
| 267E 6301 687 M | ↓ | ↓ | ↓ | 680 | D3 | A | ±15 | A | A | ±10 | A | ±10 |
| 267E 1002 335 | 10 | 13 | 8 | 3.3 | A | A | ±5 | A | A | ±5 | A | ±3 |
| 267E 1002 475 | ↓ | ↓ | ↓ | 4.7 | A | A | ±5 | A | A | ±5 | A | ±3 |
| 267E 1002 685 | ↓ | ↓ | ↓ | 6.8 | A | A | ±5 | A | A | ±5 | A | ±3 |
| 267E 1002 106 | ↓ | ↓ | ↓ | 10 | A | A | ±5 | A | A | ±5 | A | ±3 |
| 267E 1002 106 | ↓ | ↓ | ↓ | 10 | B | A | ±5 | A | A | ±5 | A | ±3 |
| 267E 1002 156 | ↓ | ↓ | ↓ | 15 | A | A | ±10 | A | A | ±10 | A | ±3 |
| 267E 1002 156 | ↓ | ↓ | ↓ | 15 | B | A | ±5 | A | A | ±5 | A | ±3 |

| Catalog Number (1)(2)(3) | U _R VDC | U _S VDC | | C _R μF | Case code | Surge | | | Resistance to soldering heat | | | Resistance to solvent |
|--------------------------|-----------------------|-----------------------|-------|----------------------|--------------|--------|-------|-------|------------------------------|-------|-------|--------------------------|
| | | 85°C | 125°C | | | DCL(4) | ΔC/C% | DF(5) | DCL(4) | ΔC/C% | DF(5) | ΔC/C% |
| | | | | | | | | | | | | |
| 267E 1002 226 | 10 | 13 | 8 | 22 | A | A | ±10 | A | A | ±10 | A | ±3 |
| 267E 1002 226 K | ↓ | ↓ | ↓ | 22 | B | A | ±5 | A | A | ±10 | A | ±3 |
| 267E 1002 226 M | ↓ | ↓ | ↓ | 22 | B | A | ±5 | A | A | ±5 | A | ±3 |
| 267E 1002 336 | ↓ | ↓ | ↓ | 33 | A | A | ±10 | A | A | ±10 | A | ±3 |
| 267E 1002 336 | ↓ | ↓ | ↓ | 33 | B | A | ±5 | A | A | ±10 | A | ±3 |
| 267E 1002 336 | ↓ | ↓ | ↓ | 33 | C3 | A | ±5 | A | A | ±5 | A | ±3 |
| 267E 1002 476 | ↓ | ↓ | ↓ | 47 | B | A | ±5 | A | A | ±10 | A | ±3 |
| 267E 1002 476 | ↓ | ↓ | ↓ | 47 | C3 | A | ±5 | A | A | ±5 | A | ±3 |
| 267E 1002 686 | ↓ | ↓ | ↓ | 68 | B | A | ±10 | A | A | ±10 | A | ±3 |
| 267E 1002 686 | ↓ | ↓ | ↓ | 68 | C3 | A | ±15 | A | A | ±5 | A | ±10 |
| 267E 1002 686 | ↓ | ↓ | ↓ | 68 | D3 | A | ±5 | A | A | ±5 | A | ±3 |
| 267E 1002 107 | ↓ | ↓ | ↓ | 100 | B | C | ±20 | A | C | ±20 | A | ±3 |
| 267E 1002 107 | ↓ | ↓ | ↓ | 100 | C3 | A | ±15 | A | A | ±5 | A | ±10 |
| 267E 1002 107 | ↓ | ↓ | ↓ | 100 | D3 | A | ±5 | A | A | ±5 | A | ±3 |
| 267E 1002 157 | ↓ | ↓ | ↓ | 150 | C3 | A | ±20 | A | A | ±10 | A | ±3 |
| 267E 1002 157 | ↓ | ↓ | ↓ | 150 | D3 | A | ±5 | A | A | ±5 | A | ±3 |
| 267E 1002 157 | ↓ | ↓ | ↓ | 150 | H | A | ±5 | A | A | ±5 | A | ±3 |
| 267E 1002 227 | ↓ | ↓ | ↓ | 220 | C3 | A | ±20 | A | A | ±10 | A | ±3 |
| 267E 1002 227 | ↓ | ↓ | ↓ | 220 | D3 | A | ±15 | A | A | ±10 | A | ±10 |
| 267E 1002 227 | ↓ | ↓ | ↓ | 220 | H | A | ±5 | A | A | ±5 | A | ±3 |
| 267E 1002 337 | ↓ | ↓ | ↓ | 330 | H | A | ±5 | A | A | ±5 | A | ±3 |
| 267E 1002 477 | ↓ | ↓ | ↓ | 470 | H | A | ±5 | A | A | ±5 | A | ±3 |
| 267E 1602 225 | 16 | 20 | 13 | 2.2 | A | A | ±5 | A | A | ±5 | A | ±3 |
| 267E 1602 335 | ↓ | ↓ | ↓ | 3.3 | A | A | ±5 | A | A | ±5 | A | ±3 |
| 267E 1602 475 | ↓ | ↓ | ↓ | 4.7 | A | A | ±5 | A | A | ±5 | A | ±3 |
| 267E 1602 685 | ↓ | ↓ | ↓ | 6.8 | A | A | ±5 | A | A | ±5 | A | ±3 |
| 267E 1602 685 | ↓ | ↓ | ↓ | 6.8 | B | A | ±5 | A | A | ±5 | A | ±3 |
| 267E 1602 106 | ↓ | ↓ | ↓ | 10 | A | A | ±10 | A | A | ±10 | A | ±3 |
| 267E 1602 106 | ↓ | ↓ | ↓ | 10 | B | A | ±5 | A | A | ±5 | A | ±3 |
| 267E 1602 156 | ↓ | ↓ | ↓ | 15 | A | A | ±10 | A | A | ±10 | A | ±3 |
| 267E 1602 156 | ↓ | ↓ | ↓ | 15 | B | A | ±5 | A | A | ±10 | A | ±3 |
| 267E 1602 226 | ↓ | ↓ | ↓ | 22 | B | A | ±15 | A | A | ±10 | A | ±3 |
| 267E 1602 226 | ↓ | ↓ | ↓ | 22 | C3 | A | ±5 | A | A | ±5 | A | ±3 |
| 267E 1602 336 | ↓ | ↓ | ↓ | 33 | B | A | ±5 | A | A | ±10 | A | ±3 |
| 267E 1602 336 | ↓ | ↓ | ↓ | 33 | C3 | A | ±5 | A | A | ±5 | A | ±3 |
| 267E 1602 476 | ↓ | ↓ | ↓ | 47 | C3 | A | ±15 | A | A | ±5 | A | ±10 |
| 267E 1602 476 | ↓ | ↓ | ↓ | 47 | D3 | A | ±5 | A | A | ±5 | A | ±3 |
| 267E 1602 686 | ↓ | ↓ | ↓ | 68 | C3 | A | ±15 | A | A | ±10 | A | ±3 |
| 267E 1602 686 | ↓ | ↓ | ↓ | 68 | D3 | A | ±5 | A | A | ±5 | A | ±3 |
| 267E 1602 107 M | ↓ | ↓ | ↓ | 100 | C3 | C | ±20 | B | C | ±20 | B | ±3 |
| 267E 1602 107 | ↓ | ↓ | ↓ | 100 | D3 | A | ±15 | A | A | ±10 | A | ±10 |
| 267E 1602 107 | ↓ | ↓ | ↓ | 100 | H | A | ±5 | A | A | ±5 | A | ±3 |
| 267E 1602 157 L | ↓ | ↓ | ↓ | 150 | D3 | C | ±20 | B | C | ±20 | B | ±3 |
| 267E 2002 155 | 20 | 26 | 16 | 1.5 | A | A | ±5 | A | A | ±5 | A | ±3 |
| 267E 2002 225 | ↓ | ↓ | ↓ | 2.2 | A | A | ±5 | A | A | ±5 | A | ±3 |
| 267E 2002 335 | ↓ | ↓ | ↓ | 3.3 | A | A | ±5 | A | A | ±5 | A | ±3 |
| 267E 2002 475 | ↓ | ↓ | ↓ | 4.7 | A | A | ±5 | A | A | ±5 | A | ±3 |
| 267E 2002 475 | ↓ | ↓ | ↓ | 4.7 | B | A | ±5 | A | A | ±5 | A | ±3 |
| 267E 2002 685 | ↓ | ↓ | ↓ | 6.8 | A | A | ±5 | A | A | ±5 | A | ±3 |
| 267E 2002 685 | ↓ | ↓ | ↓ | 6.8 | B | A | ±5 | A | A | ±5 | A | ±3 |
| 267E 2002 106 | ↓ | ↓ | ↓ | 10 | B | A | ±5 | A | A | ±10 | A | ±3 |
| 267E 2002 156 | ↓ | ↓ | ↓ | 15 | C3 | A | ±5 | A | A | ±5 | A | ±3 |
| 267E 2002 226 | ↓ | ↓ | ↓ | 22 | C3 | A | ±5 | A | A | ±5 | A | ±3 |
| 267E 2002 336 | ↓ | ↓ | ↓ | 33 | D3 | A | ±5 | A | A | ±5 | A | ±3 |
| 267E 2002 476 | ↓ | ↓ | ↓ | 47 | D3 | A | ±5 | A | A | ±5 | A | ±3 |
| 267E 2002 686 | ↓ | ↓ | ↓ | 68 | H | A | ±5 | A | A | ±5 | A | ±3 |
| 267E 2002 107 | ↓ | ↓ | ↓ | 100 | H | A | ±5 | A | A | ±20 | A | ±3 |
| 267E 2502 105 | 25 | 32 | 20 | 1 | A | A | ±5 | A | A | ±5 | A | ±3 |
| 267E 2502 155 | ↓ | ↓ | ↓ | 1.5 | A | A | ±5 | A | A | ±5 | A | ±3 |
| 267E 2502 225 | ↓ | ↓ | ↓ | 2.2 | A | A | ±10 | A | A | ±5 | A | ±3 |
| 267E 2502 335 | ↓ | ↓ | ↓ | 3.3 | A | A | ±5 | A | A | ±5 | A | ±3 |
| 267E 2502 335 | ↓ | ↓ | ↓ | 3.3 | B | A | ±5 | A | A | ±5 | A | ±3 |
| 267E 2502 475 | ↓ | ↓ | ↓ | 4.7 | A | A | ±5 | A | A | ±5 | A | ±3 |
| 267E 2502 475 | ↓ | ↓ | ↓ | 4.7 | B | A | ±5 | A | A | ±5 | A | ±3 |
| 267E 2502 685 | ↓ | ↓ | ↓ | 6.8 | B | A | ±20 | A | A | ±20 | A | ±3 |
| 267E 2502 106 | ↓ | ↓ | ↓ | 10 | B | A | ±10 | A | A | ±10 | A | ±3 |
| 267E 2502 106 | ↓ | ↓ | ↓ | 10 | C3 | A | ±5 | A | A | ±5 | A | ±3 |
| 267E 2502 156 | ↓ | ↓ | ↓ | 15 | C3 | A | ±5 | A | A | ±5 | A | ±3 |
| 267E 2502 226 | ↓ | ↓ | ↓ | 22 | C3 | A | ±5 | A | A | ±5 | A | ±3 |
| 267E 2502 226 | ↓ | ↓ | ↓ | 22 | D3 | A | ±5 | A | A | ±5 | A | ±3 |
| 267E 2502 336 | ↓ | ↓ | ↓ | 33 | D3 | A | ±5 | A | A | ±5 | A | ±3 |
| 267E 2502 107 | ↓ | ↓ | ↓ | 100 | H | A | ±5 | A | A | ±20 | A | ±3 |

| Catalog Number (1)(2)(3) | UR VDC | US VDC | | CR μF | Case code | Surge | | | Resistance to soldering heat | | | Resistance to solvent |
|--|-----------|-----------|-------|----------|--------------|--------|-------|-------|------------------------------|-------|-------|--------------------------|
| | | 85°C | 125°C | | | DCL(4) | ΔC/C% | DF(5) | DCL(4) | ΔC/C% | DF(5) | ΔC/C% |
| 267E 3502 684 ₋₁ ² ₋₃ | 35 | 44 | 28 | 0,68 | A | A | ±5 | A | A | ±5 | A | ±3 |
| 267E 3502 105 ₋₁ ² ₋₃ | ↓ | ↓ | ↓ | 1 | A | A | ±5 | A | A | ±5 | A | ±3 |
| 267E 3502 155 ₋₁ ² ₋₃ | ↓ | ↓ | ↓ | 1,5 | A | A | ±5 | A | A | ±5 | A | ±3 |
| 267E 3502 225 ₋₁ ² ₋₃ | ↓ | ↓ | ↓ | 2,2 | A | A | ±5 | A | A | ±5 | A | ±3 |
| 267E 3502 225 ₋₁ ² ₋₃ | ↓ | ↓ | ↓ | 2,2 | B | A | ±5 | A | A | ±5 | A | ±3 |
| 267E 3502 335 ₋₁ ² ₋₃ | ↓ | ↓ | ↓ | 3,3 | B | A | ±5 | A | A | ±5 | A | ±3 |
| 267E 3502 685 ₋₁ ² ₋₃ | ↓ | ↓ | ↓ | 6,8 | C3 | A | ±5 | A | A | ±5 | A | ±3 |
| 267E 3502 106 ₋₁ ² ₋₃ | ↓ | ↓ | ↓ | 10 | C3 | A | ±5 | A | A | ±10 | A | ±3 |
| 267E 3502 156 ₋₁ ² ₋₃ | ↓ | ↓ | ↓ | 15 | D3 | A | ±5 | A | A | ±5 | A | ±3 |
| 267E 3502 226 ₋₁ ² ₋₃ | ↓ | ↓ | ↓ | 22 | D3 | A | ±5 | A | A | ±5 | A | ±3 |
| 267E 5002 224 ₋₁ ² ₋₃ | 50 | 63 | 40 | 0,22 | A | A | ±5 | A | A | ±5 | A | ±3 |
| 267E 5002 684 ₋₁ ² ₋₃ | ↓ | ↓ | ↓ | 0,68 | B | A | ±5 | A | A | ±5 | A | ±3 |
| 267E 5002 225 ₋₁ ² ₋₃ | ↓ | ↓ | ↓ | 2,2 | C3 | A | ±5 | A | A | ±5 | A | ±3 |
| 267E 5002 475 ₋₁ ² ₋₃ | ↓ | ↓ | ↓ | 4,7 | D3 | A | ±5 | A | A | ±5 | A | ±3 |

* UR = Rated Voltage US = Surge Voltage CR = Capacitance

Note1 : For Capacitance Tolerance, insert "K" or "M" into ₋₁.

Note2 : For Reeled Package, insert "R", "L", "N" or "P" into ₋₂.

Note3 : Insert mark for stratification into ₋₃. Example: "7" indicates halogen-free products.

Note4 : DCL code : A=Shall not exceed the value of initial specification, B=Shall not exceed 1,25 times the value of initial specification, C=Shall not exceed 2 times the value of initial specification.

Note5 : DF code : A=Shall not exceed the value of initial specification, B=Shall not exceed 1.5 times the value of initial specification.

CATALOG NUMBERS AND RATING ③

| Catalog Number (1)(2)(3) | U _R VDC | U _S VDC | | C _R μF | Case code | Temp. cycling | | | Damp heat | | | Life | | |
|--------------------------|-----------------------|-----------------------|-------|----------------------|--------------|---------------|-------|-------|-----------|-------|-------|--------|-------|-------|
| | | 85°C | 125°C | | | DCL(4) | ΔC/C% | DF(5) | DCL(4) | ΔC/C% | DF(5) | DCL(4) | ΔC/C% | DF(5) |
| 267E 2501 156 | 2.5 | 3.3 | 2.2 | 15 | A | A | ±5 | A | A | ±5 | A | B | ±10 | A |
| 267E 2501 226 | ↓ | ↓ | ↓ | 22 | A | A | ±5 | A | A | ±5 | A | B | ±10 | A |
| 267E 2501 336 | ↓ | ↓ | ↓ | 33 | A | A | ±5 | A | A | ±5 | A | B | ±10 | A |
| 267E 2501 336 | ↓ | ↓ | ↓ | 33 | B | A | ±5 | A | A | ±5 | A | B | ±10 | A |
| 267E 2501 476 | ↓ | ↓ | ↓ | 47 | A | A | ±5 | A | A | ±5 | A | B | ±10 | A |
| 267E 2501 476 | ↓ | ↓ | ↓ | 47 | B | A | ±5 | A | A | ±5 | A | B | ±10 | A |
| 267E 2501 686 | ↓ | ↓ | ↓ | 68 | A | A | ±20 | A | C | ±10 | A | C | ±15 | A |
| 267E 2501 686 | ↓ | ↓ | ↓ | 68 | B | A | ±5 | A | A | ±5 | A | B | ±10 | A |
| 267E 2501 107 | ↓ | ↓ | ↓ | 100 | A | A | ±20 | A | C | ±10 | A | C | ±20 | A |
| 267E 2501 107 | ↓ | ↓ | ↓ | 100 | B | A | ±5 | A | A | ±5 | A | B | ±10 | A |
| 267E 2501 157 | ↓ | ↓ | ↓ | 150 | B | A | ±20 | A | C | ±10 | A | C | ±20 | A |
| 267E 2501 227 | ↓ | ↓ | ↓ | 220 | C3 | A | ±5 | A | A | ±5 | A | B | ±10 | A |
| 267E 4001 685 | 4 | 5 | 3.2 | 6.8 | A | A | ±5 | A | A | ±5 | A | B | ±10 | A |
| 267E 4001 106 | ↓ | ↓ | ↓ | 10 | A | A | ±5 | A | A | ±5 | A | B | ±10 | A |
| 267E 4001 156 | ↓ | ↓ | ↓ | 15 | A | A | ±5 | A | A | ±5 | A | B | ±10 | A |
| 267E 4001 226 | ↓ | ↓ | ↓ | 22 | A | A | ±5 | A | A | ±5 | A | B | ±10 | A |
| 267E 4001 226 | ↓ | ↓ | ↓ | 22 | B | A | ±5 | A | A | ±5 | A | B | ±10 | A |
| 267E 4001 336 | ↓ | ↓ | ↓ | 33 | A | A | ±5 | A | A | ±5 | A | B | ±10 | A |
| 267E 4001 336 | ↓ | ↓ | ↓ | 33 | B | A | ±5 | A | A | ±5 | A | B | ±10 | A |
| 267E 4001 476 | ↓ | ↓ | ↓ | 47 | A | A | ±20 | A | C | ±10 | A | C | ±15 | A |
| 267E 4001 476 | ↓ | ↓ | ↓ | 47 | B | A | ±5 | A | A | ±5 | A | B | ±10 | A |
| 267E 4001 686 | ↓ | ↓ | ↓ | 68 | A | A | ±20 | A | C | ±10 | A | C | ±20 | A |
| 267E 4001 686 | ↓ | ↓ | ↓ | 68 | B | A | ±5 | A | A | ±5 | A | B | ±10 | A |
| 267E 4001 686 | ↓ | ↓ | ↓ | 68 | C3 | A | ±5 | A | A | ±5 | A | B | ±10 | A |
| 267E 4001 107 | ↓ | ↓ | ↓ | 100 | A | A | ±20 | A | C | ±10 | A | C | ±20 | A |
| 267E 4001 107 K | ↓ | ↓ | ↓ | 100 | B | A | ±20 | A | C | ±10 | A | C | ±20 | A |
| 267E 4001 107 M | ↓ | ↓ | ↓ | 100 | B | A | ±5 | A | A | ±5 | A | B | ±10 | A |
| 267E 4001 107 | ↓ | ↓ | ↓ | 100 | C3 | A | ±5 | A | A | ±5 | A | B | ±10 | A |
| 267E 4001 157 | ↓ | ↓ | ↓ | 150 | B | A | ±20 | A | C | ±10 | A | C | ±20 | A |
| 267E 4001 157 | ↓ | ↓ | ↓ | 150 | C3 | A | ±5 | A | A | ±5 | A | B | ±10 | A |
| 267E 4001 157 | ↓ | ↓ | ↓ | 150 | D3 | A | ±5 | A | A | ±5 | A | B | ±10 | A |
| 267E 4001 227 M | ↓ | ↓ | ↓ | 220 | B | A | ±20 | A | C | ±10 | A | C | ±20 | A |
| 267E 4001 227 | ↓ | ↓ | ↓ | 220 | C3 | A | ±5 | A | A | ±5 | A | B | ±10 | A |
| 267E 4001 227 | ↓ | ↓ | ↓ | 220 | D3 | A | ±5 | A | A | ±5 | A | B | ±10 | A |
| 267E 4001 337 | ↓ | ↓ | ↓ | 330 | C3 | A | ±10 | A | A | ±10 | A | B | ±10 | A |
| 267E 4001 337 | ↓ | ↓ | ↓ | 330 | D3 | A | ±5 | A | A | ±5 | A | B | ±10 | A |
| 267E 4001 477 | ↓ | ↓ | ↓ | 470 | C3 | A | ±20 | A | C | ±20 | A | C | ±20 | A |
| 267E 4001 477 | ↓ | ↓ | ↓ | 470 | D3 | A | ±20 | A | A | ±10 | A | B | ±15 | A |
| 267E 4001 687 | ↓ | ↓ | ↓ | 680 | D3 | A | ±20 | A | A | ±10 | A | B | ±15 | A |
| 267E 6301 475 | 6.3 | 8 | 5 | 4.7 | A | A | ±5 | A | A | ±5 | A | B | ±10 | A |
| 267E 6301 685 | ↓ | ↓ | ↓ | 6.8 | A | A | ±5 | A | A | ±5 | A | B | ±10 | A |
| 267E 6301 106 | ↓ | ↓ | ↓ | 10 | A | A | ±5 | A | A | ±5 | A | B | ±10 | A |
| 267E 6301 156 | ↓ | ↓ | ↓ | 15 | A | A | ±5 | A | A | ±5 | A | B | ±10 | A |
| 267E 6301 156 | ↓ | ↓ | ↓ | 15 | B | A | ±5 | A | A | ±5 | A | B | ±10 | A |
| 267E 6301 226 | ↓ | ↓ | ↓ | 22 | A | A | ±5 | A | A | ±5 | A | B | ±10 | A |
| 267E 6301 226 | ↓ | ↓ | ↓ | 22 | B | A | ±5 | A | A | ±5 | A | B | ±10 | A |
| 267E 6301 336 | ↓ | ↓ | ↓ | 33 | A | A | ±20 | A | C | ±10 | A | C | ±15 | A |
| 267E 6301 336 | ↓ | ↓ | ↓ | 33 | B | A | ±5 | A | A | ±5 | A | B | ±10 | A |
| 267E 6301 476 | ↓ | ↓ | ↓ | 47 | A | A | ±20 | A | C | ±10 | A | C | ±20 | A |
| 267E 6301 476 | ↓ | ↓ | ↓ | 47 | B | A | ±5 | A | A | ±5 | A | B | ±10 | A |
| 267E 6301 476 | ↓ | ↓ | ↓ | 47 | C3 | A | ±5 | A | A | ±5 | A | B | ±10 | A |
| 267E 6301 686 | ↓ | ↓ | ↓ | 68 | B | A | ±20 | A | C | ±10 | A | C | ±20 | A |
| 267E 6301 686 | ↓ | ↓ | ↓ | 68 | C3 | A | ±5 | A | A | ±5 | A | B | ±10 | A |
| 267E 6301 107 | ↓ | ↓ | ↓ | 100 | A | C | ±20 | A | C | ±20 | A | C | ±30 | A |
| 267E 6301 107 | ↓ | ↓ | ↓ | 100 | B | A | ±20 | A | C | ±10 | A | C | ±20 | A |
| 267E 6301 107 | ↓ | ↓ | ↓ | 100 | C3 | A | ±5 | A | A | ±5 | A | B | ±10 | A |
| 267E 6301 107 | ↓ | ↓ | ↓ | 100 | D3 | A | ±5 | A | A | ±5 | A | B | ±10 | A |
| 267E 6301 157 | ↓ | ↓ | ↓ | 150 | B | C | ±20 | A | C | ±20 | A | C | ±30 | A |
| 267E 6301 157 | ↓ | ↓ | ↓ | 150 | C3 | A | ±5 | A | A | ±5 | A | B | ±10 | A |
| 267E 6301 157 | ↓ | ↓ | ↓ | 150 | D3 | A | ±5 | A | A | ±5 | A | B | ±10 | A |
| 267E 6301 227 | ↓ | ↓ | ↓ | 220 | C3 | A | ±10 | A | A | ±10 | A | B | ±10 | A |
| 267E 6301 227 | ↓ | ↓ | ↓ | 220 | D3 | A | ±5 | A | A | ±5 | A | B | ±10 | A |
| 267E 6301 227 | ↓ | ↓ | ↓ | 220 | H | A | ±5 | A | A | ±5 | A | B | ±10 | A |
| 267E 6301 337 | ↓ | ↓ | ↓ | 330 | C3 | A | ±20 | A | C | ±20 | A | C | ±20 | A |
| 267E 6301 337 | ↓ | ↓ | ↓ | 330 | D3 | A | ±20 | A | A | ±10 | A | B | ±15 | A |
| 267E 6301 337 | ↓ | ↓ | ↓ | 330 | H | A | ±5 | A | A | ±5 | A | B | ±10 | A |
| 267E 6301 477 | ↓ | ↓ | ↓ | 470 | D3 | A | ±20 | A | A | ±10 | A | B | ±15 | A |
| 267E 6301 687 M | ↓ | ↓ | ↓ | 680 | D3 | A | ±20 | A | A | ±20 | A | B | ±20 | A |
| 267E 1002 335 | 10 | 13 | 8 | 3.3 | A | A | ±5 | A | A | ±5 | A | B | ±10 | A |
| 267E 1002 475 | ↓ | ↓ | ↓ | 4.7 | A | A | ±5 | A | A | ±5 | A | B | ±10 | A |
| 267E 1002 685 | ↓ | ↓ | ↓ | 6.8 | A | A | ±5 | A | A | ±5 | A | B | ±10 | A |
| 267E 1002 106 | ↓ | ↓ | ↓ | 10 | A | A | ±5 | A | A | ±5 | A | B | ±10 | A |
| 267E 1002 106 | ↓ | ↓ | ↓ | 10 | B | A | ±5 | A | A | ±5 | A | B | ±10 | A |
| 267E 1002 156 | ↓ | ↓ | ↓ | 15 | A | A | ±20 | A | C | ±10 | A | C | ±20 | A |
| 267E 1002 156 | ↓ | ↓ | ↓ | 15 | B | A | ±5 | A | A | ±5 | A | B | ±10 | A |

| Catalog Number (1)(2)(3) | U _R VDC | U _S VDC | | C _R μF | Case code | Temp. cycling | | | Damp heat | | | Life | | |
|--------------------------|-----------------------|-----------------------|-------|----------------------|--------------|---------------|-------|-------|-----------|-------|-------|--------|-------|-------|
| | | 85°C | 125°C | | | DCL(4) | ΔC/C% | DF(5) | DCL(4) | ΔC/C% | DF(5) | DCL(4) | ΔC/C% | DF(5) |
| | | | | | | | | | | | | | | |
| 267E 1002 226 | 10 | 13 | 8 | 22 | A | A | ±20 | A | C | ±10 | A | C | ±20 | A |
| 267E 1002 226 K | ↓ | ↓ | ↓ | 22 | B | A | ±5 | A | A | ±5 | A | B | ±10 | A |
| 267E 1002 226 M | ↓ | ↓ | ↓ | 22 | B | A | ±5 | A | A | ±5 | A | B | ±10 | A |
| 267E 1002 336 | ↓ | ↓ | ↓ | 33 | A | A | ±20 | A | C | ±10 | A | C | ±20 | A |
| 267E 1002 336 | ↓ | ↓ | ↓ | 33 | B | A | ±5 | A | A | ±5 | A | B | ±10 | A |
| 267E 1002 336 | ↓ | ↓ | ↓ | 33 | C3 | A | ±5 | A | A | ±5 | A | B | ±10 | A |
| 267E 1002 476 | ↓ | ↓ | ↓ | 47 | B | A | ±5 | A | A | ±5 | A | B | ±10 | A |
| 267E 1002 476 | ↓ | ↓ | ↓ | 47 | C3 | A | ±5 | A | A | ±5 | A | B | ±10 | A |
| 267E 1002 686 | ↓ | ↓ | ↓ | 68 | B | A | ±20 | A | C | ±10 | A | C | ±20 | A |
| 267E 1002 686 | ↓ | ↓ | ↓ | 68 | C3 | A | ±10 | A | A | ±10 | A | B | ±10 | A |
| 267E 1002 686 | ↓ | ↓ | ↓ | 68 | D3 | A | ±5 | A | A | ±5 | A | B | ±10 | A |
| 267E 1002 107 | ↓ | ↓ | ↓ | 100 | B | C | ±20 | A | C | ±20 | A | C | ±30 | A |
| 267E 1002 107 | ↓ | ↓ | ↓ | 100 | C3 | A | ±10 | A | A | ±10 | A | B | ±10 | A |
| 267E 1002 107 | ↓ | ↓ | ↓ | 100 | D3 | A | ±5 | A | A | ±5 | A | B | ±10 | A |
| 267E 1002 157 | ↓ | ↓ | ↓ | 150 | C3 | A | ±20 | A | C | ±20 | A | C | ±20 | A |
| 267E 1002 157 | ↓ | ↓ | ↓ | 150 | D3 | A | ±5 | A | A | ±5 | A | B | ±10 | A |
| 267E 1002 157 | ↓ | ↓ | ↓ | 150 | H | A | ±5 | A | A | ±5 | A | B | ±10 | A |
| 267E 1002 227 | ↓ | ↓ | ↓ | 220 | C3 | A | ±20 | A | C | ±20 | A | C | ±20 | A |
| 267E 1002 227 | ↓ | ↓ | ↓ | 220 | D3 | A | ±20 | A | A | ±10 | A | B | ±15 | A |
| 267E 1002 227 | ↓ | ↓ | ↓ | 220 | H | A | ±5 | A | A | ±5 | A | B | ±10 | A |
| 267E 1002 337 | ↓ | ↓ | ↓ | 330 | H | A | ±5 | A | A | ±5 | A | B | ±10 | A |
| 267E 1002 477 | ↓ | ↓ | ↓ | 470 | H | A | ±5 | A | A | ±5 | A | B | ±10 | A |
| 267E 1602 225 | 16 | 20 | 13 | 2.2 | A | A | ±5 | A | A | ±5 | A | B | ±10 | A |
| 267E 1602 335 | ↓ | ↓ | ↓ | 3.3 | A | A | ±5 | A | A | ±5 | A | B | ±10 | A |
| 267E 1602 475 | ↓ | ↓ | ↓ | 4.7 | A | A | ±5 | A | A | ±5 | A | B | ±10 | A |
| 267E 1602 685 | ↓ | ↓ | ↓ | 6.8 | A | A | ±5 | A | A | ±5 | A | B | ±10 | A |
| 267E 1602 685 | ↓ | ↓ | ↓ | 6.8 | B | A | ±5 | A | A | ±5 | A | B | ±10 | A |
| 267E 1602 106 | ↓ | ↓ | ↓ | 10 | A | A | ±20 | A | C | ±10 | A | C | ±20 | A |
| 267E 1602 106 | ↓ | ↓ | ↓ | 10 | B | A | ±5 | A | A | ±5 | A | B | ±10 | A |
| 267E 1602 156 | ↓ | ↓ | ↓ | 15 | A | A | ±20 | A | C | ±10 | A | C | ±20 | A |
| 267E 1602 156 | ↓ | ↓ | ↓ | 15 | B | A | ±5 | A | A | ±5 | A | B | ±10 | A |
| 267E 1602 226 | ↓ | ↓ | ↓ | 22 | B | A | ±5 | A | A | ±5 | A | B | ±15 | A |
| 267E 1602 226 | ↓ | ↓ | ↓ | 22 | C3 | A | ±5 | A | A | ±5 | A | B | ±10 | A |
| 267E 1602 336 | ↓ | ↓ | ↓ | 33 | B | A | ±5 | A | A | ±5 | A | B | ±10 | A |
| 267E 1602 336 | ↓ | ↓ | ↓ | 33 | C3 | A | ±5 | A | A | ±5 | A | B | ±10 | A |
| 267E 1602 476 | ↓ | ↓ | ↓ | 47 | C3 | A | ±10 | A | A | ±10 | A | B | ±10 | A |
| 267E 1602 476 | ↓ | ↓ | ↓ | 47 | D3 | A | ±5 | A | A | ±5 | A | B | ±10 | A |
| 267E 1602 686 | ↓ | ↓ | ↓ | 68 | C3 | A | ±10 | A | A | ±15 | A | B | ±15 | A |
| 267E 1602 686 | ↓ | ↓ | ↓ | 68 | D3 | A | ±5 | A | A | ±5 | A | B | ±10 | A |
| 267E 1602 107 M | ↓ | ↓ | ↓ | 100 | C3 | C | ±20 | B | C | ±20 | B | C | ±20 | B |
| 267E 1602 107 | ↓ | ↓ | ↓ | 100 | D3 | A | ±20 | A | A | ±10 | A | B | ±15 | A |
| 267E 1602 107 | ↓ | ↓ | ↓ | 100 | H | A | ±5 | A | A | ±5 | A | B | ±10 | A |
| 267E 1602 157 | ↓ | ↓ | ↓ | 150 | D3 | C | ±20 | B | C | ±20 | B | C | ±20 | B |
| 267E 2002 155 | 20 | 26 | 16 | 1.5 | A | A | ±5 | A | A | ±5 | A | B | ±10 | A |
| 267E 2002 225 | ↓ | ↓ | ↓ | 2.2 | A | A | ±5 | A | A | ±5 | A | B | ±10 | A |
| 267E 2002 335 | ↓ | ↓ | ↓ | 3.3 | A | A | ±5 | A | A | ±5 | A | B | ±10 | A |
| 267E 2002 475 | ↓ | ↓ | ↓ | 4.7 | A | A | ±5 | A | A | ±5 | A | B | ±10 | A |
| 267E 2002 475 | ↓ | ↓ | ↓ | 4.7 | B | A | ±5 | A | A | ±5 | A | B | ±10 | A |
| 267E 2002 685 | ↓ | ↓ | ↓ | 6.8 | A | A | ±15 | A | A | ±5 | A | B | ±15 | A |
| 267E 2002 685 | ↓ | ↓ | ↓ | 6.8 | B | A | ±5 | A | A | ±5 | A | B | ±10 | A |
| 267E 2002 106 | ↓ | ↓ | ↓ | 10 | B | A | ±5 | A | A | ±5 | A | B | ±10 | A |
| 267E 2002 156 | ↓ | ↓ | ↓ | 15 | C3 | A | ±5 | A | A | ±5 | A | B | ±10 | A |
| 267E 2002 226 | ↓ | ↓ | ↓ | 22 | C3 | A | ±5 | A | A | ±5 | A | B | ±10 | A |
| 267E 2002 336 | ↓ | ↓ | ↓ | 33 | D3 | A | ±5 | A | A | ±5 | A | B | ±10 | A |
| 267E 2002 476 | ↓ | ↓ | ↓ | 47 | D3 | A | ±5 | A | A | ±5 | A | B | ±10 | A |
| 267E 2002 686 | ↓ | ↓ | ↓ | 68 | H | A | ±5 | A | A | ±5 | A | B | ±10 | A |
| 267E 2002 107 | ↓ | ↓ | ↓ | 100 | H | A | ±5 | A | A | ±5 | A | B | ±10 | A |
| 267E 2502 105 | 25 | 32 | 20 | 1 | A | A | ±5 | A | A | ±5 | A | B | ±10 | A |
| 267E 2502 155 | ↓ | ↓ | ↓ | 1.5 | A | A | ±5 | A | A | ±5 | A | B | ±10 | A |
| 267E 2502 225 | ↓ | ↓ | ↓ | 2.2 | A | A | ±10 | A | C | ±10 | A | B | ±10 | A |
| 267E 2502 335 | ↓ | ↓ | ↓ | 3.3 | A | A | ±5 | A | A | ±5 | A | B | ±10 | A |
| 267E 2502 335 | ↓ | ↓ | ↓ | 3.3 | B | A | ±5 | A | A | ±5 | A | B | ±10 | A |
| 267E 2502 475 | ↓ | ↓ | ↓ | 4.7 | A | A | ±5 | A | A | ±5 | A | B | ±10 | A |
| 267E 2502 475 | ↓ | ↓ | ↓ | 4.7 | B | A | ±5 | A | A | ±5 | A | B | ±10 | A |
| 267E 2502 685 | ↓ | ↓ | ↓ | 6.8 | B | A | ±20 | A | C | ±20 | A | C | ±20 | A |
| 267E 2502 106 | ↓ | ↓ | ↓ | 10 | B | A | ±10 | A | C | ±10 | A | B | ±10 | A |
| 267E 2502 106 | ↓ | ↓ | ↓ | 10 | C3 | A | ±5 | A | A | ±5 | A | B | ±10 | A |
| 267E 2502 156 | ↓ | ↓ | ↓ | 15 | C3 | A | ±5 | A | A | ±5 | A | B | ±10 | A |
| 267E 2502 226 | ↓ | ↓ | ↓ | 22 | C3 | A | ±5 | A | A | ±5 | A | B | ±10 | A |
| 267E 2502 226 | ↓ | ↓ | ↓ | 22 | D3 | A | ±5 | A | A | ±5 | A | B | ±10 | A |
| 267E 2502 336 | ↓ | ↓ | ↓ | 33 | D3 | A | ±5 | A | A | ±5 | A | B | ±10 | A |
| 267E 2502 107 | ↓ | ↓ | ↓ | 100 | H | A | ±5 | A | A | ±5 | A | B | ±10 | A |

| Catalog Number (1)(2)(3) | U _R VDC | U _S VDC | | C _R μF | Case code | Temp. cycling | | | Damp heat | | | Life | | |
|--|-----------------------|-----------------------|-------|----------------------|--------------|---------------|-------|-------|-----------|-------|-------|--------|-------|-------|
| | | 85°C | 125°C | | | DCL(4) | ΔC/C% | DF(5) | DCL(4) | ΔC/C% | DF(5) | DCL(4) | ΔC/C% | DF(5) |
| | | | | | | | | | | | | | | |
| 267E 3502 684 ₋₁ ² ₋₃ | 35 | 44 | 28 | 0.68 | A | A | ±5 | A | A | ±5 | A | B | ±10 | A |
| 267E 3502 105 ₋₁ ² ₋₃ | ↓ | ↓ | ↓ | 1 | A | A | ±5 | A | A | ±5 | A | B | ±10 | A |
| 267E 3502 155 ₋₁ ² ₋₃ | ↓ | ↓ | ↓ | 1.5 | A | A | ±5 | A | A | ±5 | A | B | ±10 | A |
| 267E 3502 225 ₋₁ ² ₋₃ 533 ₋₃ | ↓ | ↓ | ↓ | 2.2 | A | A | ±5 | A | A | ±5 | A | B | ±10 | A |
| 267E 3502 225 ₋₁ ² ₋₃ | ↓ | ↓ | ↓ | 2.2 | B | A | ±5 | A | A | ±5 | A | B | ±10 | A |
| 267E 3502 335 ₋₁ ² ₋₃ | ↓ | ↓ | ↓ | 3.3 | B | A | ±5 | A | A | ±5 | A | B | ±10 | A |
| 267E 3502 685 ₋₁ ² ₋₃ 720 ₋₃ | ↓ | ↓ | ↓ | 6.8 | C3 | A | ±5 | A | A | ±5 | A | B | ±10 | A |
| 267E 3502 106 ₋₁ ² ₋₃ 720 ₋₃ | ↓ | ↓ | ↓ | 10 | C3 | A | ±5 | A | C | ±10 | A | B | ±10 | A |
| 267E 3502 156 ₋₁ ² ₋₃ 720 ₋₃ | ↓ | ↓ | ↓ | 15 | D3 | A | ±5 | A | A | ±5 | A | B | ±10 | A |
| 267E 3502 226 ₋₁ ² ₋₃ 720 ₋₃ | ↓ | ↓ | ↓ | 2.2 | D3 | A | ±5 | A | A | ±5 | A | B | ±10 | A |
| 267E 5002 224 ₋₁ ² ₋₃ | 50 | 63 | 40 | 0.22 | A | A | ±5 | A | A | ±5 | A | B | ±10 | A |
| 267E 5002 684 ₋₁ ² ₋₃ | ↓ | ↓ | ↓ | 0.68 | B | A | ±5 | A | A | ±5 | A | B | ±10 | A |
| 267E 5002 225 ₋₁ ² ₋₃ 720 ₋₃ | ↓ | ↓ | ↓ | 2.2 | C3 | A | ±5 | A | A | ±5 | A | B | ±10 | A |
| 267E 5002 475 ₋₁ ² ₋₃ 720 ₋₃ | ↓ | ↓ | ↓ | 4.7 | D3 | A | ±5 | A | A | ±5 | A | B | ±10 | A |

* UR = Rated Voltage US = Surge Voltage CR = Capacitance

Note1 : For Capacitance Tolerance, insert "K" or "M" into _1.

Note2 : For Reeled Package, insert "R", "L", "N" or "P" into _2.

Note3 : Insert mark for stratification into _3. Example: "7" indicates halogen-free products.

Note4 : DCL code : A=Shall not exceed the value of initial specification., B=Shall not exceed 1.25 times the value of initial specification.,

C=Shall not exceed 2 times the value of initial specification.

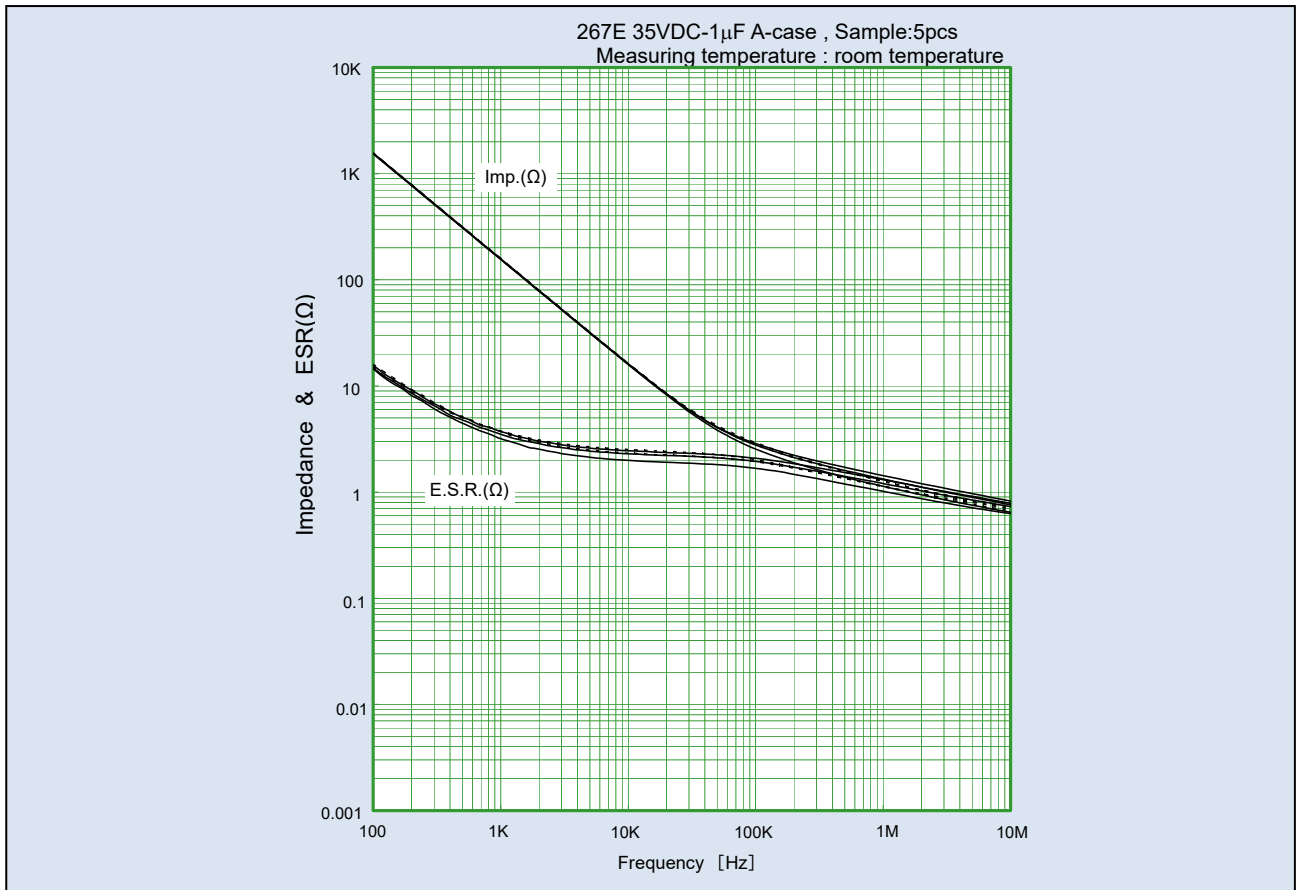
Note5 : DF code : A=Shall not exceed the value of initial specification., B=Shall not exceed 1.5 times the value of initial specification.

PERFORMANCE

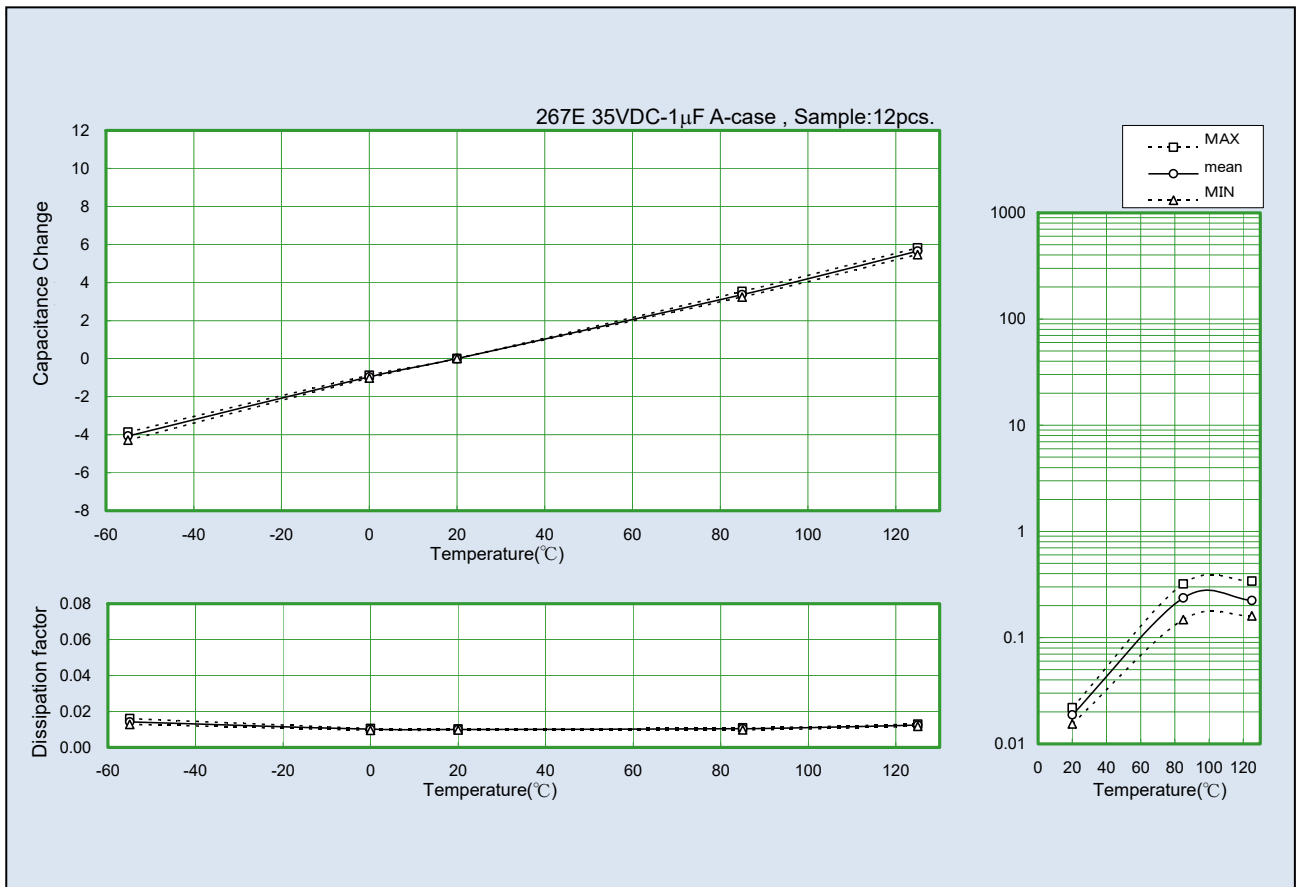
| No. | Item | | Performance | Test method |
|-----|------------------------------------|---|---|--|
| 1 | Leakage Current (μA) | | Shall not exceed 0.01 CV or 0.5 whichever is greater. | JIS C 5101-1, 4.9 Applied Voltage : Rated Voltage for 5 min. Temperature : 20°C |
| 2 | Capacitance (μF) | | Shall be within tolerance of the nominal value specified. | JIS C 5101-1, 4.7 Frequency : 120 Hz ±20% Voltage : 0.5Vrms+1.5 ~2VDC Temperature : 20°C |
| 3 | Dissipation Factor | | Shall not exceed the values shown in CATALOG NUMBERS AND RATING ①. | JIS C 5101-1, 4.8 Frequency : 120 Hz ±20% Voltage : 0.5Vrms+1.5 ~2VDC Temperature : 20°C |
| 4 | ESR (Equivalent series resistance) | | Shall not exceed the values shown in CATALOG NUMBERS AND RATING ①. | Frequency : 10 kHz or 100kHz Temperature : 20°C |
| 5 | Characteristics at High and | | | JIS C 5101-1, 4.29 |
| | Step1 | Leakage Current Capacitance Dissipation Factor | Shall not exceed the value in No.1. Shall be within the specified tolerance. Shall not exceed the values shown in CATALOG NUMBERS AND RATING ①. | Measuring temperature : 20 ±2°C |
| | Step2 | Capacitance Change Dissipation Factor | Shall be within the values shown in CATALOG NUMBERS AND RATING ①. Shall not exceed the values shown in CATALOG NUMBERS AND RATING ①. | Measuring temperature : -55 ±3 °C |
| | Step3 | Leakage Current Capacitance Change Dissipation Factor | Shall not exceed the value in No.1. Shall be within ± 2% of the value at Step 1. Shall not exceed the values shown in CATALOG NUMBERS AND RATING ①. | Measuring temperature : 20 ±2°C |
| | Step4 | Leakage Current Capacitance Change Dissipation Factor | Shall not exceed the values shown in CATALOG NUMBERS AND RATING ①. Shall be within the values shown in CATALOG NUMBERS AND RATING ①. Shall not exceed the values shown in CATALOG NUMBERS AND RATING ①. | Measuring temperature : 85 ±2°C |
| | Step5 | Leakage Current Capacitance Change Dissipation Factor | Shall not exceed the values shown in CATALOG NUMBERS AND RATING ①. Shall be within the values shown in CATALOG NUMBERS AND RATING ①. Shall not exceed the values shown in CATALOG NUMBERS AND RATING ①. | Measuring temperature : 125 ±2°C Measuring voltage : Derated voltage at 125°C |
| 6 | Surge | Leakage Current | Shall not exceed the values shown in CATALOG NUMBERS AND RATING ②. | JIS C 5101-1, 4.26 Test temperature and applied voltage : Half of specimens was set to 85 ±2°C, the rest to 125 ± 2° C Applied Voltage :DC surge voltage Series protective resistance : 1000 Ω Discharge resistance : 1000 Ω |
| | | Capacitance Change | Shall be within the values shown in CATALOG NUMBERS AND RATING ②. | |
| | | Dissipation Factor | Shall not exceed the values shown in CATALOG NUMBERS AND RATING ②. | |
| | | Appearance | There shall be no evidence of mechanical damage. | |
| 7 | Shear Test | | No exfoliation between lead terminal and board. | JIS C 5101-1, 4.34 Capacitors mounted under conditions JIS C 5101-1, 4.33 are used as specimens. Soldering : Indirect heating ·Temperature : 240 ±10°C ·Duration : 10s or less Applied pressure : 5N Duration : 10 ± 1 s |
| 8 | Substrate Bending Test | Capacitance Appearance | Initial value to remain steady during measurement. There shall be no evidence of mechanical damage. | JIS C 5101-1, 4.35 Bending : 3 mm Duration:5s |
| 9 | Vibration | Capacitance Appearance | Initial value to remain steady during measurement. There shall be no evidence of mechanical damage. | JIS C 5101-1, 4.17 Frequency range : 10 ~ 55 Hz Swing width : 1.5 mm Vibration direction :3 directions with mutually right-angled Duration : 2 hours in each of these mutually perpendicular directions (total 6 hours) Mounting :Solder terminal to the printed board |
| 10 | Shock | | There shall be no intermittent contact of 0.5 ms or greater, short, or open. Nor shall there be any spark discharge, insulation breakdown, or evidence of mechanical damage. | JIS C 5101-1, 4.19 Peak acceleration : 490 m/s ² Duration : 11 ms Wave form : Half-sine |
| 11 | Solderability | | Shall be covered to over 3/4 of terminal surface by new soldering. | JIS C 5101-1, 4.15 Solder temperature : 230 ±5°C Dipping time : 3 to 5 s Dipping depth : Terminal shall be dipped into melted solder. |

| No. | Item | Performance | Test method |
|-----|-------------------------------|---|--|
| 12 | Resistance to Soldering Heat | Leakage Current Capacitance Change Dissipation Factor Appearance | <p>JIS C 5101-1, 4.14</p> <p>•Ratings excluding 16V-100uF(C3), 16V-150uF(D3), 20V-100uF(H) and 25V-100uF(H)</p> <p>One of the following methods</p> <p>(a) Complete dipping method Solder temperature: 260 ±5°C Dipping time: 10 ±1 s</p> <p>(b) Terminal dipping method Solder temperature: 260 ±5°C Dipping time: 10 ±1 s</p> <p>•Ratings for 16V-100uF(C3), 16V-150uF(D3), 20V-100uF(H) and 25V-100uF(H)</p> <p>IR reflow method Preheating : 130 to 200°C for 60 to 120sec Reflow : 230°C, 60sec or less, 260°Cmax. Number of cycles : 2</p> |
| 13 | Component solvent resistance | Leakage Current Capacitance Change Dissipation Factor | <p>JIS C 5101-1, 4.31</p> <p>Temperature : 23 ±5°C Dipping time : 5 ±0.5 min. Conditioning : JIS C 0052 method 2 Solvent : 2-propanol (Isopropyl alcohol)</p> |
| 14 | Solvent resistance of marking | Visual examination | <p>JIS C 5101-1, 4.32</p> <p>Temperature : 23 ±5°C Dipping time : 5 ±0.5 min. Conditioning : JIS C 0052 method 1 Solvent : 2-propanol (Isopropyl alcohol) Rubbing material : cotton wool</p> |
| 15 | Rapid Change of Temperature | Leakage Current Capacitance Change Dissipation Factor Appearance | <p>JIS C 5101-1, 4.16</p> <p>Step 1 : -55 ±3°C, 30 ±3 min. Step 2 : 25 +10/-5°C, 3 min. max. Step 3 : 125 ±2°C, 30 ±3 min. Step 4 : 25 +10/-5°C, 3 min. max. Number of cycles : 5</p> |
| 16 | Damp heat, Steady state | Leakage Current Capacitance Change Dissipation Factor Appearance | <p>IS C 5101-1, 4.22</p> <p>Temperature : 40 ±2°C Moisture : 90 ~ 95%RH Duration : 500 +24/0h</p> |
| 17 | Endurance | Leakage Current Capacitance Change Dissipation Factor Appearance | <p>JIS C 5101-1, 4.23</p> <p>Test temperature and applied voltage : 85 ±2°C and rated voltage or 125 ±3°C and 2/3 × rated voltage Duration : 2000 +72/0h Power supply impedance : 3 Ω or less</p> |

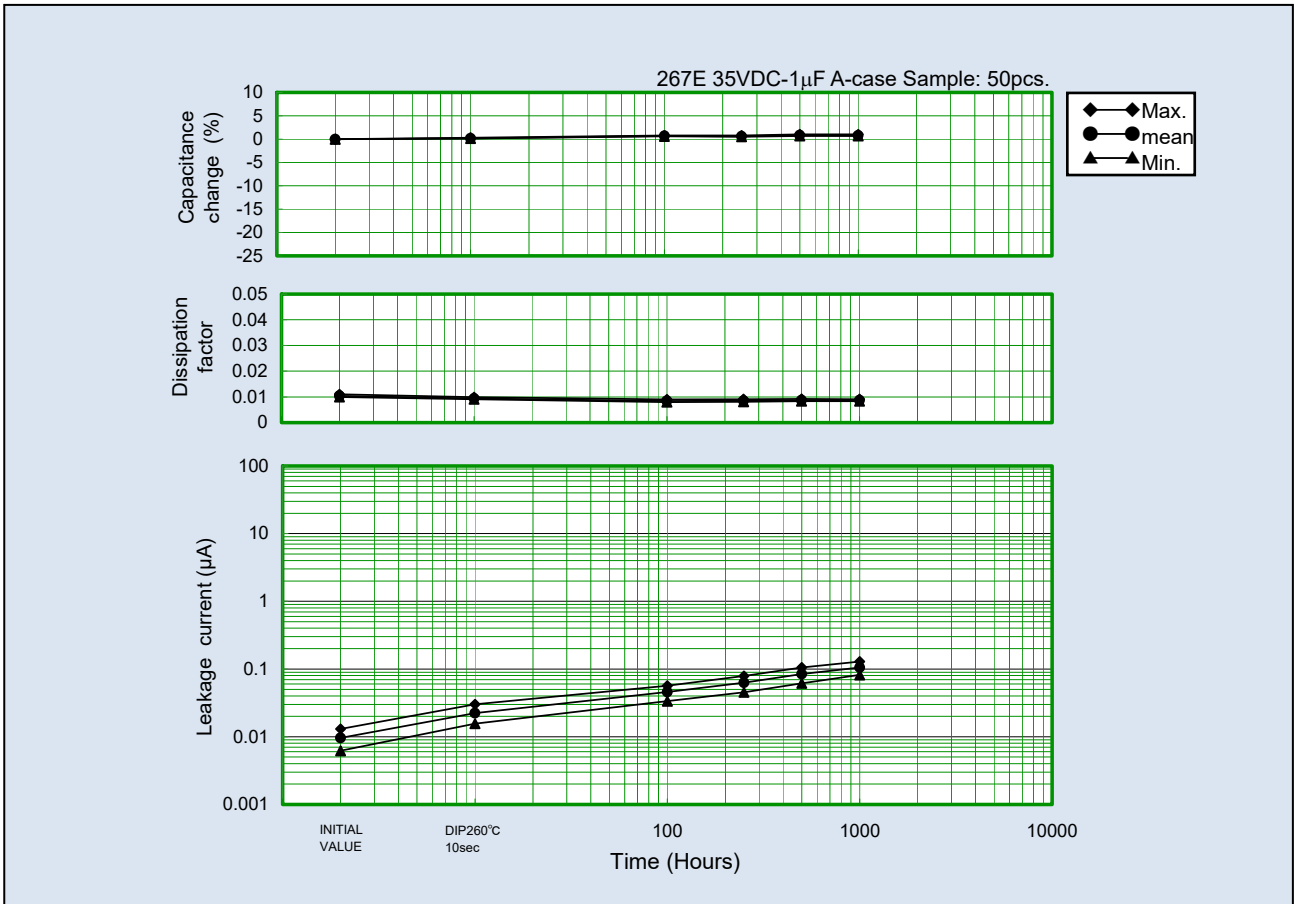
FREQUENCY CHARACTERISTICS



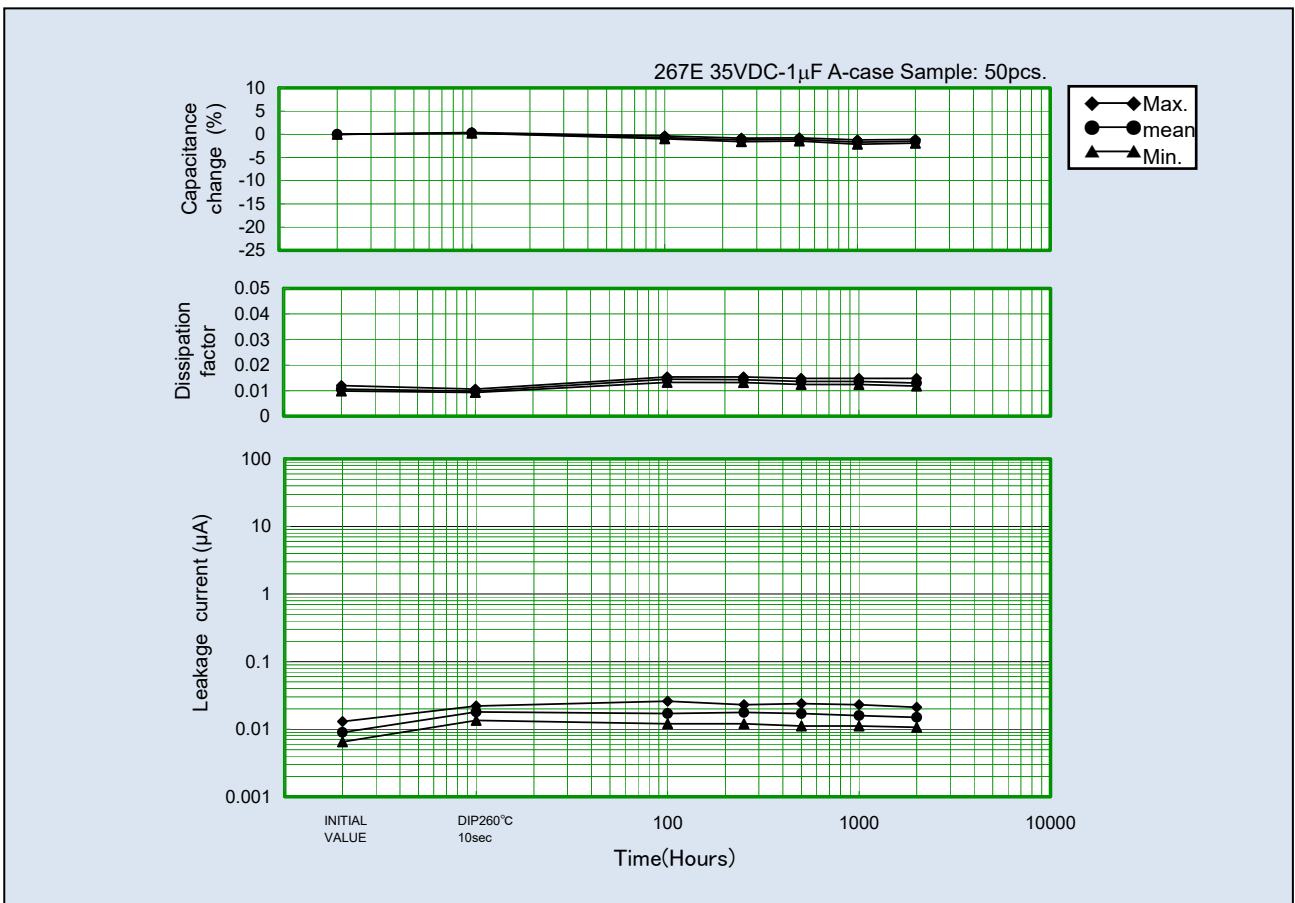
TEMPERATURE CHARACTERISTICS



DAMP HEAT, STEADY STATE 40°C, 95%RH



ENDURANCE 85°C, RATED VOLTAGE





Application Notes for Tantalum Solid Electrolytic Capacitor

1. Operating Voltage

Tantalum Solid Electrolytic Capacitor shall be operated at the rated voltage or lower.

Rated voltage: The "rated voltage" refers to the maximum DC voltage that is allowed to be continuously applied between the capacitor terminals at the rated temperature.

Surge voltage: The "surge voltage" refers to the voltage that is allowed to be instantaneously applied to the capacitor at the rated temperature or the maximum working temperature. The capacitor shall withstand the voltage when a 30-second cycle of application of the voltage through a 1000 Ω series resistance is repeated 1000 times in 6-minute periods.

When designing the circuit, the equipment's required reliability must be considered and appropriate voltage derating must be performed.

2. Application that contain AC Voltage

Special attention to the following 3 items.

- (1) The sum of the DC bias voltage and the positive peak value of the AC voltage should not exceed the rated voltage.
- (2) Reverse voltage should not exceed the allowable values of the negative peak AC voltage.
- (3) Ripple current should not exceed the allowable values.

3. Reverse Voltage

Tantalum solid electrolytic capacitor is polarity. Please do not impress reverse voltage. As well, please confirm the potential of the tester beforehand when both ends of the capacitor are checked with the tester etc.

4. Permissible Ripple Current

The permissible ripple current and voltage at about 100 kHz or higher can be determined by the following formula from the permissible power loss (Pmax value) shown in Table 1 and the specified ESR value. However, when the expected operating temperature is higher than room temperature, determine the permissible values multiplying the Pmax value by the specified multiplier (Table 2). For the permissible values at different frequencies, consult our Sales Department.

$$P = I^2 \times ESR \text{ or } P = \frac{E^2 \times ESR}{Z^2} \quad \text{Permissible ripple current } I_{max} = \sqrt{\frac{P_{max}}{ESR}} \quad (\text{Arms})$$

$$\text{Permissible ripple voltage } E_{max} = \sqrt{\frac{P_{max}}{ESR}} \times Z \\ = I_{max} \times Z \quad (V_{rms})$$

I_{max} : Permissible ripple current at regulated frequency (Arms : RMS value)

E_{max} : Permissible ripple voltage at regulated frequency (V_{rms} : RMS value)

P_{max} : Permissible power loss (W)

ESR : Specified ESR value at regulated frequency (Ω)

Z : Impedance at regulated frequency (Ω)

Table 1 Permissible power loss

| Case Code | Pmax (W) |
|----------------|----------|
| A | 0.045 |
| B | 0.050 |
| C ₃ | 0.065 |
| D ₃ | 0.085 |
| H | 0.100 |
| E | 0.105 |

Table 2 Pmax multiplier at each operating temperature

| Operating temperature (°C) | Multiplier |
|----------------------------|------------|
| 25 | 1.0 |
| 55 | 0.9 |
| 85 | 0.8 |
| 125 | 0.4 |

Note: Above values are measured at 0.8t glass epoxy board mounting in free air and may be changed depending on the kind of board, packing density, and air convection condition. Please consult us if calculated power loss value is different from above list of P max value.

5. Application on low-impedance circuit

The failure rate of low impedance circuit at 0.1Ω/V is about five times greater than that of a 1Ω/V circuit. To curtail this higher failure rate, tantalum capacitors used in low impedance circuits, such as filters for power supplies, particularly switching power supplies, or for noise bypassing, require that operating voltage be derated to less than half of the rated voltage. Actually, less than 1/3 of the rated voltage is recommended.

6. Non Polar Application(BACK TO BACK)

The capacitor cannot be used as a non-polar unit.

7. Soldering

7.1. Preheating

To obtain optimal reliability and solderability conditions, capacitors should be pre-heated at 130 to 200 °C for approximately 60 to 120 seconds.

7.2. Soldering

The body of the capacitor shall not exceed 260 °C during soldering.

(1) Reflow Soldering

Reflow soldering is a process in which the capacitors are mounted on a printed board with solder paste. There are two methods of Reflow Soldering: Direct and Atmospheric Heat.

· Direct Heat (Hot plate)

During the Direct Heat method, the capacitor has been positioned on a printed board, which is then placed upon a hot plate.

The capacitor maintains a lower temperature than the substrate, which in turn stays at a lower temperature than the hot plate.

· Atmospheric Heat

a) VPS (Vapor Phase Soldering)

During VPS, the substrate is heated by an inert liquid with a high boiling point. The temperature of the capacitor's body and the temperature of the substrate are about the same as the atmosphere. This temperature should be below 240°C.

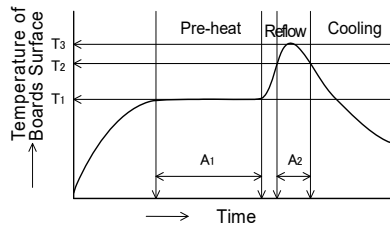
b) Near and Far IR Ray

Due to the heat absorption of the capacitor's body, the internal temperature of the capacitors may be 20 ~ 30°C higher than the setting temperature and may exceed 260°C.

Temperature control is crucial in maintaining a temperature of 260 °C or lower.

c) Convection Oven

An infrared ray is the main source of heat in this process. The temperature of the substrate and the capacitors can be maintained at a similar level by the circulation of heated air, or an inert gas.



| Temperature | Time |
|----------------|------------------------|
| T1=130°C~200°C | A1=60~120sec. |
| T2=220°C~230°C | A2<60秒以下 |
| T3=~260°C | 10sec. or less than 10 |

Number of times: 2 times max.

(2) Soldering with a Soldering Iron

Soldering with a soldering iron cannot be recommended due to the lack of consistency in maintaining temperatures and process times. If this method should be necessary, the iron should never touch the capacitor's terminals, and the temperature of the soldering iron should never exceed 350°C. The application of the iron should not exceed 5 seconds.

(3) Please consult us for other methods.

8. Cleaning

Cleaning by organic solvent may damage capacitor's appearance and performance. However, our capacitors are not effected even when soaked at 20 ~ 30°C 2-propanol for 5 minutes. When introducing new cleaning methods or changing the cleaning term, please consult us.

9. Protective Resin Coating

After components are assembled to substrate, a protective resin coating is sometimes applied. As this resin coating cures, it gives mechanical and thermal stress to Tantalum capacitors. This stress can cause damage to the capacitors, which affects their reliability. Before using a resin coating, proper research must be done in regards to the material and process to insure that excessive stress will not be applied to capacitors and other components.

10. Vibration

Approximately 300 G shall be applied to a capacitor, when dropped from 1 meter to a concrete floor.

Although capacitors are made to withstand this drop test, stress from shock due to falling or striking does cause damage to the capacitors and increases failure rates. Do not subject capacitors to this type of mechanical stress.

11. Ultrasonic cleaning

Matsuo does not recommend Ultrasonic cleaning. This may cause damage to the capacitors, and may even cause broken terminals. If the Ultrasonic cleaning process will be used, please note the following:

- (1) The solvent should not be boiled. (Lower the ultrasonic wave output or use solvent with The high boiling point.)
- (2) The recommended wattage is less than 0.5 watts per cm².
- (3) The cleaning time should be kept to a minimum. Also, samples must be swang in the solvent. Please consult us.

12. Additional Notes

- When more than one capacitor is connected in series, a resistor that can distribute the voltage equally to the capacitors shall be connected in parallel.
- The capacitor cases shall not be cut even if the mounting space is insufficient.
- During a customer's aging process, voltage should remain under the rated voltage at all times.
- Capacitors should never be touched or manipulated while operating.
- Capacitors are not meant to be dismantled.
- When testing capacitors, please examine the power source before conducting test to insure the tester's polarity and applied voltage.
- In the event of a capacitor burning, smoking, or emitting an offensive smell during operation, please turn the circuit "off" and keep hands and face away from the burning capacitor.
- If a capacitor be electrical shorted, it becomes hot, and the capacitor element may ignite. In this case, the printed board may be burnt out.
- Capacitors should be stored at room temperature under low humidity. Capacitors should never be stored under direct sunlight, and should be stored in an environment containing dust.
- If the capacitors will be operated in a humid environment, they should be sealed with a compound under proper conditions.
- Capacitors should not be stored or operated in environments containing acids, alkalis or active gasses.
- When capacitors are disposed of as "scrap" or waste, they should be treated as Industria Waste since they contain various metals and polymers.
- Capacitors submitted as samples should not be used for production purposes.
- The plastic reel (made of PS) used for packaging the product is intended for use in ambient temperatures (5-35°C). To prevent issues during automated insertion due to reel deformation or other factors, please keep the reel away from direct sunlight and heat sources, and ensure it does not reach high temperatures (above 60°C), including during transportation.

These application notes are prepared based on "Guideline of notabilia for fixed tantalum electrolytic capacitors with solid electrolyte for use in electronic equipment" (RCR-2368) issued by Japan Electronics and Information Technology Industries Association (JEITA).

For the details of the instructions (explanation, reasons and concrete examples), please refer to this guideline, or consult our Sales Department.



MATSUO ELECTRIC CO., LTD.

Please feel free to ask our Sales Department for more information on Tantalum Solid Electrolytic Capacitor.

Overseas Sales 5-3,3-Chome,Sennari-cho,Toyonaka-shi,Osaka 561-8558,Japan Tel:06-6332-0883 Fax:06-6332-0920
Head office 5-3,3-Chome,Sennari-cho,Toyonaka-shi,Osaka 561-8558,Japan Tel:06-6332-0871 Fax:06-6331-1386
URL <https://www.ncc-matsuo.co.jp/>

Specifications on this catalog are subject to change without prior notice. Please inquire of our Sales Department to confirm specifications prior to use.

適用用途分類 / APPLICATION CLASSIFICATION BY USE

Rev.7 (2025.10.03)

| 市場 | 適用用途分類 | 用途 | | 推奨品種 | 推奨品種 |
|---------|--------|---|--|--|--|
| | | 概要 | 代表的なアプリケーション例 | チップタンタルコンデンサ | 回路保護素子 |
| 高信頼度機器 | 1 | <ul style="list-style-type: none"> 高度な安全性や信頼性が要求される機器 製品の保守交換が不可能な機器、製品の故障が人命に直接かわる、または、致命的なシステムダウンを引き起こす可能性がある機器 | <ul style="list-style-type: none"> 宇宙開発機器関連(衛星、ロケット、人工衛星) 航空・防衛システム 原子力・火力・水力発電システム | 267型Pシリーズ | 該当なし |
| 車載・産業機器 | 2 | <ul style="list-style-type: none"> 信頼性が重視される機器 製品の保守交換が極めて困難な機器や、製品の故障が人命に影響する、あるいは故障の範囲が広範囲である機器 | <ul style="list-style-type: none"> 自動車および鉄道・船舶等の輸送機器の車両制御(エンジン制御、駆動制御、ブレーキ制御) 新幹線・主要幹線の運行制御システム | 267型Nシリーズ 271型Nシリーズ | JAG型Nシリーズ JAJ型Nシリーズ JAK型Nシリーズ JHC型Nシリーズ KAB型Nシリーズ KVA型Nシリーズ |
| | 3-A | <ul style="list-style-type: none"> 車載用だが一般電装機器で車室内環境において使用される機器 | <ul style="list-style-type: none"> エアコン、カーナビ等の車室内搭載部品、車載用通信機器 | | KAB型Mシリーズ |
| | 3-B | <ul style="list-style-type: none"> 製品の保守交換が可能な機器や、製品の故障が人命に影響しないが故障によるシステムダウンの損失が大きく安全管理が要求される機器 | <ul style="list-style-type: none"> 家庭用/ビル用等のセキュリティ管理システム 工業用ロボットや工作機械等の制御機器 | 267型MEシリーズ 279型 281型MEシリーズ TCA型 TCD型 | JHC型 |
| 汎用機器 | 4 | <ul style="list-style-type: none"> 最先端技術を積極的に適用する小型・薄型品 製品の保守交換が可能な機器や、製品の故障によるシステムダウンが部分的な機器向けの市場で広く使用されることを想定した製品 | <ul style="list-style-type: none"> スマートフォン、携帯電話、モバイルPC(タブレット)、電子辞書 デスクトップPC、ノートPC、ホームネットワーク アミューズメント機器(パチンコ、ゲーム機) | 251型Mシリーズ 267型Cシリーズ TCB型 | JAE型、JAG型 JAJ型、JAK型 KAB型 KAB型Tシリーズ KVA型 |

| Market | Application classification by use | Use | | Recommendation Type | Recommendation Type |
|------------------------------------|-----------------------------------|---|--|--|--|
| | | Outline | Typical example of application | Chip Tantalum Capacitors | Circuit Protection Components |
| High reliability apparatus | 1 | <ul style="list-style-type: none"> - Apparatus in which advanced safety and reliability are demanded. - Whether failure of the apparatus which cannot maintenance exchange products, and a product is direct for a human life, apparatus which changes or may cause a fatal system failure. | <ul style="list-style-type: none"> - Space development apparatus relation (Satellite, Rocket, Artificial Satellite) - Aviation and a defensive system - Atomic power, fire power, and a water-power generation system | Type 267 P Sereis | With no relevance |
| In-vehicle Industrial apparatus | 2 | <ul style="list-style-type: none"> - Apparatus in which reliability is important. - The apparatus in which maintenance exchange of a product is very difficult, and failure of a product influence a human life, or the range of failure is wide range. | <ul style="list-style-type: none"> - Vehicles control of transport machines, such as a car, and a railroad, a vessel (Engine control, drive control, brake control) - The operation control system of the Shinkansen and a main artery | Type 267 N Sereis Type 271 N Sereis | Type JAG N series Type JAJ N series Type JAK N series Type JHC N series Type KAB N series Type KVA N series |
| | 3-A | <ul style="list-style-type: none"> - General electrical equipment designed for use in vehicles but used in the interior environment | <ul style="list-style-type: none"> - Vehicle indoor loading parts, such as an air-conditioner and car navigation, and in-vehicle communication facility | | Type KAB M series |
| | 3-B | <ul style="list-style-type: none"> -Apparatus which can maintenance exchange products, and apparatus in which the loss of the system failure is large although failure of a product does not influence a human life, and maintenance engineering is demanded | <ul style="list-style-type: none"> - Security management system for home/buildings etc. - Control apparatus, such as Industrial use robots and a machine tool etc. | Type 267 M.E Sereis Type 279 Type 281 M.E Sereis Type TCA Type TCD | Type JHC |
| Apparatus in general | 4 | <ul style="list-style-type: none"> - The small size and the thin article which applies leading-edge technology positively - The product supposing being used widely in the market for the apparatus which can maintenance exchange products, and apparatus with a partial system failure by failure of product. | <ul style="list-style-type: none"> -Smart phone, Mobile phone, Mobile PC (tablet), Electronic dictionary - Desktop PC, Notebook PC, Home network - Amusement apparatus (Pachinko, Game machine) | Type 251 M Series Type 267 C Series Type TCB | Type JAE, Type JAG Type JAJ, Type JAK Type KAB Type KAB T series Type KVA |

テーピング数量・リール寸法 Taping Quantity And Carrier Tape Dimensions

チップタンタルコンデンサ Chip Tantalum Capacitors

定格：251型Mシリーズ, TCB型
Type : 251 M Series, TCB

| ケース記号 Case Code | ケースサイズ Case size | W (mm) | F (mm) | E (mm) | P ₁ (mm) | P ₂ (mm) | P ₀ (mm) | φD ₀ (mm) | 包装数/リール(個) Quantity/Reel (pcs) | |
|--------------------|---------------------|-----------|-----------|-----------|------------------------|------------------------|------------------------|----------------------------------|-----------------------------------|------|
| | | | | | | | | | φ180 | φ330 |
| U | 1.0×0.5 | 8.0±0.3 | 3.5±0.05 | 1.75±0.1 | 2.0±0.05 | 2.0±0.05 | 4.0±0.1 | 1.55±0.03 | 10,000 | |
| M | 1.6×0.8 | | | | 4.0±0.1 | | | 1.5 ^{+0.1} ₀ | 3,000 | |
| S | 2.0×1.25 | | | | | | | | | |
| A | 3.2×1.6 | | | | | | | | | |

定格：267型Mシリーズ, 267型Eシリーズ, 267型Pシリーズ, 271Nシリーズ
279型Mシリーズ, 281型Mシリーズ, 281型Eシリーズ
Type : 267 M Series, 267 E Series, 267 P Series, 271 N Series
279 M Series, 281 M Series, 281 E Series

| ケース記号 Case Code | ケースサイズ Case size | W (mm) | F (mm) | E (mm) | P ₁ (mm) | P ₂ (mm) | P ₀ (mm) | D ₀ (mm) | 包装数/リール(個) Quantity/Reel (pcs) | |
|--------------------|---------------------|-----------|-----------|-----------|------------------------|------------------------|------------------------|-----------------------------------|-----------------------------------|-------|
| | | | | | | | | | φ180 | φ330 |
| A | 3.2×1.6 | 8.0±0.3 | 3.5±0.05 | 1.75±0.1 | 4.0±0.1 | 2.0±0.05 | 4.0±0.1 | φ1.5 ^{+0.1} ₀ | 2,000 | 9,000 |
| B | 3.5×2.8 | | | | 8.0±0.1 | | | | 500 | |
| C3 | 6.0×3.2 | | | | | | | | | |
| D3 | 7.3×4.4 | | | | | | | | | |
| H | 7.3×4.4 | 12.0±0.3 | 5.7±0.05 | 1.5±0.1 | 8.0±0.1 | 500 | | | | |
| E | 7.3×5.8 | | | | | | | | | |

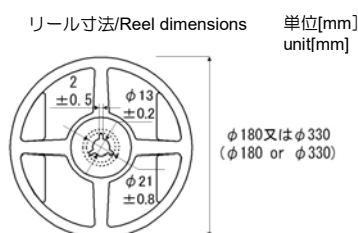
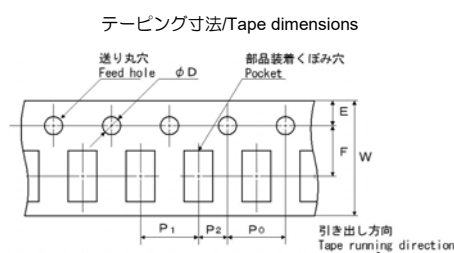
定格：267型Nシリーズ, TCA型
Type : 267 N Series, TCA

| ケース記号 Case Code | ケースサイズ Case size | W (mm) | F (mm) | E (mm) | P ₁ (mm) | P ₂ (mm) | P ₀ (mm) | D ₀ (mm) | 包装数/リール(個) Quantity/Reel (pcs) | |
|--------------------|---------------------|-----------|-----------|-----------|------------------------|------------------------|------------------------|-----------------------------------|-----------------------------------|-------|
| | | | | | | | | | φ180 | φ330 |
| A | 3.2×1.6 | 8.0±0.3 | 3.5±0.05 | 1.75±0.1 | 4.0±0.1 | 2.0±0.05 | 4.0±0.1 | φ1.5 ^{+0.1} ₀ | 2,000 | 9,000 |
| B | 3.5×2.8 | | | | 8.0±0.1 | | | | 500 | |
| C | 6.0×3.2 | | | | | | | | | |
| D | 7.3×4.4 | | | | | | | | | |

回路保護素子 Circuit Protection Components

定格：JAE型, JAG型, JAG型Nシリーズ, JAJ型, JAJ型Nシリーズ, JAK型, JAK型Nシリーズ, JHC型, JHC型Nシリーズ
KAB型, KAB型Nシリーズ, KAB型Mシリーズ, KAB型Tシリーズ, KVA型, KVA型Nシリーズ
Type : JAE, JAG, JAG N Series, JAJ, JAJ N Series, JAK, JAK N Series, JHC, JHC N Series
KAB, KAB N Series, KAB M Series, KAB T Series, KVA, KVA N Series

| ケース記号 Case Code | ケースサイズ Case size | W (mm) | F (mm) | E (mm) | P ₁ (mm) | P ₂ (mm) | P ₀ (mm) | D ₀ (mm) | 包装数/リール(個) Quantity/Reel (pcs) | |
|--------------------|---------------------|-----------|-----------|-----------|------------------------|------------------------|------------------------|------------------------|-----------------------------------|------|
| | | | | | | | | | φ180 | φ330 |
| 29 | 1.6×0.8 | 8.0±0.3 | 3.5±0.05 | 1.75±0.05 | 4.0±0.1 | 2.0±0.05 | 4.0±0.1 | φ1.55±0.03 | 5,000 | - |
| 31 | 2.0×1.25 | | | | | | | | 500 | |
| 52 | 3.2×1.6 | | | | | | | | | |
| 44E | 7.3×5.8 | | | | | | | | | |
| 59F | 11.0×7.3 | 12±0.3 | 5.5±0.05 | 1.75±0.1 | 8.0±0.1 | 500 | | | | |
| | | 24±0.3 | 11.5±0.05 | 12.0±0.1 | | | | | | |



チップタンタルコンデンサ テーピング形状記号
Chip Tantalum Capacitors Tape code

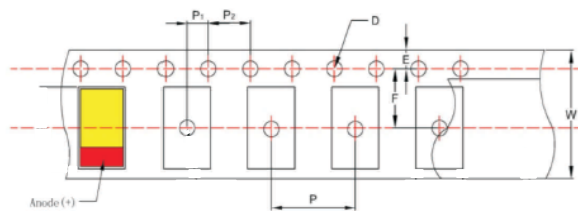
| φ180リール φ180Reel | φ330リール φ330Reel | 極性 Anode notation |
|---------------------|---------------------|-----------------------|
| L | P | 送り穴側 + Feed hole + |
| R | N | 送り穴側 - Feed hole - |

チップタンタルコンデンサ
Chip Tantalum Capacitors

定格：TCD型
Type：TCD

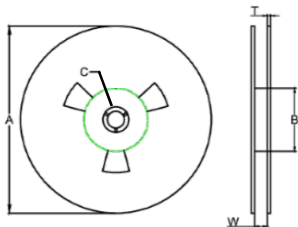
| ケース記号 Case Code | ケースサイズ Case size | W (mm) | F (mm) | E (mm) | P (mm) | P ₁ (mm) | P ₂ (mm) | φD (mm) | 包装数/リール(個) Quantity/Reel (pcs) |
|--------------------|---------------------|-----------|-----------|-----------|-----------|------------------------|------------------------|------------|-----------------------------------|
| | | | | | | | | | φ180 |
| B | 3.5×2.8×2.1 | 8±0.30 | 3.5±0.05 | 1.75±0.10 | 4±0.10 | 4±0.10 | 2±0.10 | 1.55±0.20 | 2,000 |
| D | 7.3×4.3×2.8 | 12±0.30 | 5.5±0.05 | 1.75±0.10 | 4±0.10 | 8±0.10 | 2±0.10 | 1.55±0.20 | 500 |

テーピング寸法/Tape dimensions



単位[mm]
unit[mm]

リール寸法/Reel dimensions



| リール Reel | テープ幅 Tape width | A | B | C | W | T |
|-------------|--------------------|----------|--------|-----------|-------------|-----------|
| φ180 | 12 | 178±2.00 | 50 min | 13.0±0.50 | 12.4+1.5/-0 | 1.50±0.50 |